

Parent's Guide



KG 1

# BAKKAR

## In Maths

Contains Maths Journal  
and discover applications

Kindeergarten 1

First Term

## Content

Chapter 1	Page number
Basic skills : Used tools ,Meaning of some concepts and Days of the week	6
Apply on pencil grip	9
Lessons 1,2,3 : Counting up to 2	13
Lessons 4,5 : Counting up to 3 - Circle	17
Lessons 6 : The Triangle	21
Lesson 7,8 : Counting up to 4 - square	25
Lessons 9,10 : Rectangle - Comparing lengths	29
Additional activities and assessments of <b>Bakkar</b> on Chapter	33

Chapter 2	Page number
Lessons 11,12 : Counting up to 5	38
Lessons 13,14 : More & less ( 1 more , 1 less )	42
Lessons 15,16,17 : Count up to 6	46
Lessons 18,19 : Count up to 7	50
Lessons 20 : Using shapes to form picture	54
Additional activities and assessments of <b>Bakkar</b> on Chapter	57

Chapter 3	Page number
Lessons 21, 22, 23 :Counting up to 8	62
Lessons 24, 25, 26 : Counting up to 9	66
Lessons 27, 28 : Counting up to 10	71
Lessons 29 , 30 : Activities	75
Additional activities and assessments of <b>Bakkar</b> on Chapter	78

## Content

Chapter 4	Page number
Lessons 31,32 : The numbers 0 , 1	83
Lessons 33,34 : The numbers 2 , 3	87
Lessons 35,36 : The numbers 4 , 5	92
Lessons 37,38 : The numbers 6 , 7	96
Lessons 39,40 : The numbers 8 , 9	100
Additional activities and assessments of <b>Bakkar</b> on Chapter	104

Chapter 5	Page number
Lessons 41,42 : Writing the number 10	109
Lessons 43,44 : Relation between sets (equality)	113
Lesson 45, 46 : Story problems	117
Lessons 47,48 : Comparing using ( less than )	121
Lessons 49,50 : Comparing using ( more than )	125
Additional activities and assessments of <b>Bakkar</b> on Chapter	129

Chapter 6	Page number
Lessons 51 : Addition problems	134
Lessons 52 :Subtraction problems	138
Lessons 53,54 :Comparing lengths	142
Lessons 55,56 :Comparing weight	145
Lessons 57,58 : Adding and subtraction problems	148
Lessons 59,60 : Writing numbers from 0 to 10	152
Additional activities and assessments of <b>Bakkar</b> on Chapter	155

Skill part	Page number
<b>Bakkar's</b> various applications on the curriculum	159

Discover	Page number
Applications on the discover book	185



Used tools

Calendar

Yesterday	Today	Tomorrow
Saturday	Sunday	Monday

(1) January 2020

Sat	Sun	Mon	Tue	Wed	Thu	Fri
				1	2	3
4	5	6	7	8	9	10
11	12	13	14	15	16	17
18	19	20	21	22	23	24
25	26	27	28	29	30	31

100 chart

91	92	93	94	95	96	97	98	99	100
81	82	83	84	85	86	87	88	89	90
71	72	73	74	75	76	77	78	79	80
61	62	63	64	65	66	67	68	69	70
51	52	53	54	55	56	57	58	59	60
41	42	43	44	45	46	47	48	49	50
31	32	33	34	35	36	37	38	39	40
21	22	23	24	25	26	27	28	29	30
11	12	13	14	15	16	17	18	19	20
1	2	3	4	5	6	7	8	9	10

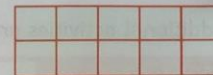
Paper clips



Five frame



Ten frame



Ice cream sticks



Hand fingers



Used tools :



Ruler

Sharpener

Rubber

Pencil

Crayons

Meaning of some concepts

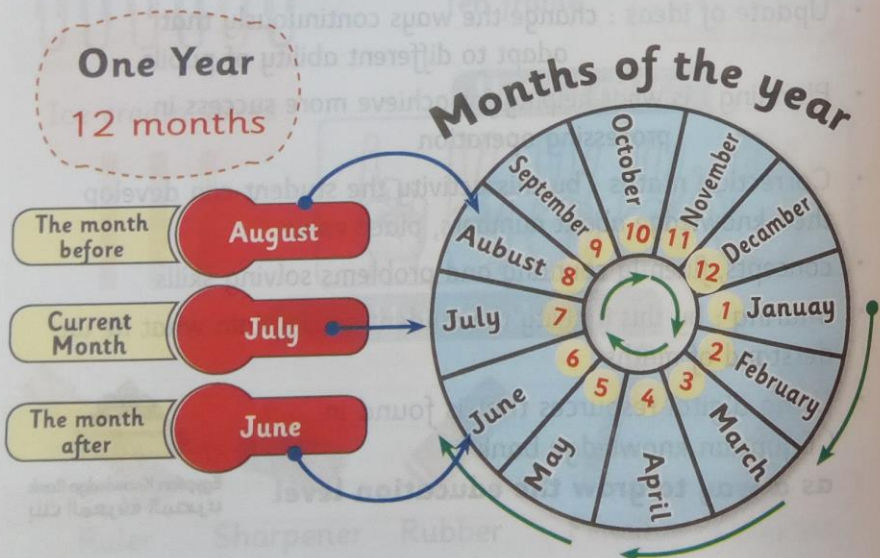
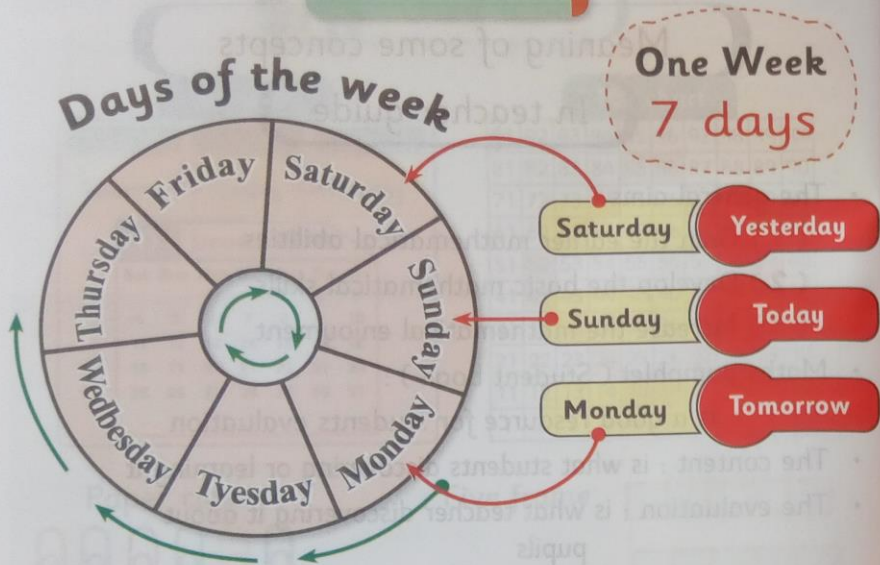
In teacher guide

- The general aims :
  - (1) Gain the earlier mathematical abilities
  - (2) Develop the basic mathematical skills
  - (3) Increase the mathematical enjoyment
- Maths pamphlet ( Student book ) :
  - is a good resource for students evaluation
- The content : is what students discovering or learning it
- The evaluation : is what teacher discovering it about pupils
- Update of ideas : change the ways continuously that adapt to different ability of pupils
- Planning : is what helping for achieve more success in processing operation
- Correction maths : by this activity the student can develop their knowledge about numbers, place value
- concepts, fluently counting and problems solving skills
- Sharing : by this activity the student can explain what he understand of maths
- Using digital resources that is found in ( Egyptian knowledge bank )
  - as a way to grow the education level



Egyptian Knowledge Bank  
بنك المعرفة المصري

Basic skills



Key Area: Movement & Motor Skills

The Development Of Appropriate Pencil Grip

When children first begin to draw using crayons, pencils or brushes they use a dagger grasp. In a natural developmental sequence they will hold the writing implement in a variety of grasps until they settle on a functional tripod grip for handwriting. The developmental sequence is a result of neurological and physical growth in the child.

As we look below at the development of different grasps and drawing skills we can observe that there is a natural progression as the child's fine motor skills develop. The complexity of the drawing skills increases as the child develops more control over the pencil or crayon in his or her hand.


12 Months to 2 Years

Development of fine pinch grip and precise release of small objects  
Both hands develop skilled function and work together  
Crayon is held initially in the palm (**Palmar Supinate or Dagger grasp pictured right**). Movement mainly occurs from shoulder, the arm and hand move as a unit.  
Makes marks on paper with crayon  
Vigorous scribble in imitation  
Scribbles spontaneously  
Draws a stroke then obliterates by scribbling  
Imitates drawing a vertical line



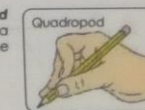
2 Years To 3 Years

Crayon or tool may be held across all fingers, with the palm facing down. **Digital Pronate grasp (pictured right)** movement mainly occurs at the elbow, the forearm and hand move as a unit.  
Imitates drawing a circle  
Copies a horizontal line  
Copies a vertical line  
Draws 2 or more strokes when attempting to copy a cross



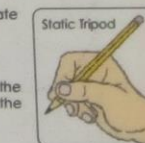
3 Years To 4 Years

The fingers (often all four) are held on the pencil shaft opposite the thumb. **Quadrupod grasp (pictured top right)**. Movement can occur from the wrist, the hand moves as a unit with the fingers static. **Static Tripod grasp (pictured bottom right)**. Adjustments to the pencil are made with the opposite hand (3½ - 4 years).  
Copies a circle  
Imitates a horizontal cross  
Imitates a zig zag line  
Joins two dots  
Draws a diagonal stroke by following a continuous dotted line  
Traces over a diamond shape (rounded corners)  
Draws a man with a head and one other body part e.g. arms, legs  
Traces and stays on most of the time a 7cm wide horizontal line.



4 Years To 6 Years

Child developing ability to manipulate objects between the fingers and palm and rotate objects with the fingers.  
Uses a **Static Tripod grasp (pictured right)** of a pencil consistently  
Developing fine control to manipulate a pencil  
The thumb, index and middle fingers work as a unit for precise control of the pencil, the ring and little fingers provide support. Horizontal movement across the page occurs at the wrist elbow and shoulder (4½ to 6 years).  
Copies a diagonal line, a square, a diagonal cross, circle and triangle  
Draws a man with a head, arms and legs  
Colours in a simple picture staying mainly within the lines (no more than 0.6 cm)  
Draws a man with a head, trunk, arms, legs, feet and three facial features  
Connects a series of dots to make a simple drawing



Apply on pencil grip

Handwriting practice area with various tracing patterns and illustrations. The page includes a pencil illustration and several dotted lines for tracing, including a large circle, a cross, and wavy lines. There are also small illustrations of hands holding a pencil.

Handwriting practice area with various tracing patterns and illustrations. The page includes a pencil illustration and several dotted lines for tracing, including a large circle, a cross, and wavy lines. There are also small illustrations of hands holding a pencil.

# Chapter One

Numbers from 1 to 4

- Geometrical shapes



## Key Vocabulary

Calender	التقويم	Rectangle	مستطيل
Circle	دائرة	Share	شارك
Compare	قارن	Short	قصير
Corner = Angle	ركن = زاوية	Shorter	أقصر من
Day	اليوم	Side	جانب
Dot cards	كروت النقاط	Sky writing	كتابة فى الهواء
Five Frame	إطار الخمس خانات	Sort	نوع - ترتيب
Length	الطول	Square	مربع
Long	طويل	Three	3 (ثلاثة)
Longer	أطول من	Triangle	مثلث
Month	شهر	Two	2 (اثنان)
One	1 (واحد)		

## Lesson

(1, 2, 3)

Counting up to 2

### Hint

After his parents the student repeats the name of the month ( August ) and the days of the week

### Days of a week




### Exercise 1

After his parents the student repeats the number ( 1 ) :




### Exercise 2


After his parents the student repeats the number ( 1 ) by his finger with the virtual writing network & colour :



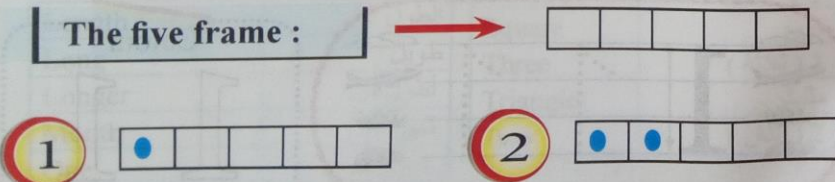
**Exercise 3** After his parents the student repeats the number ( 2 ) :



**Exercise 4** After his parents the student repeats the number ( 2 ) by his finger with the virtual writing network & colour :



**Exercise 5** After his parents the student repeats the number of dots on the five frame :

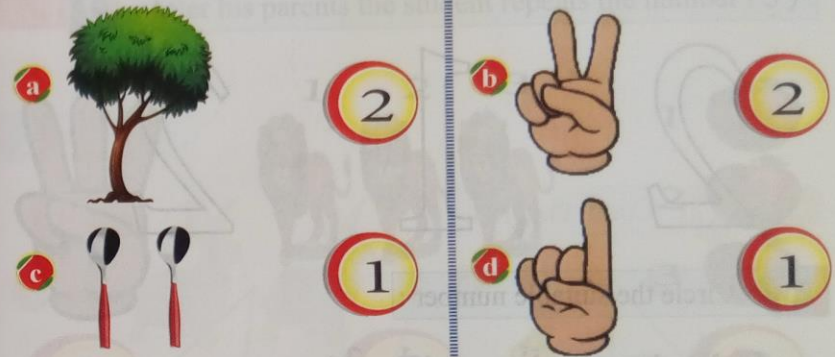


## Self - check on lesson ( 1, 2, 3 )


**1** Ring ( 1 ) boy and ( 2 ) girls :



**2** Join with the suitable number :



**3** Colour ( 1 ) carrot and ( 2 ) cup :



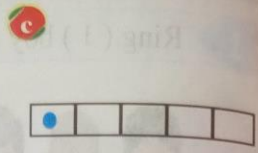
4 Ring the suitable number :



1, 2






1, 2



1, 2

5 Colour the number (2) :



6 Circle the suitable number :



Activities from Math Journal

- The pupil write (1) and (2) on air.

Counting up to 3 - Circle

Hint After his parents the student repeats the name of the month ( August ) and the days of the week

Days of a week



Exercise 1 After his parents the student repeats the number (3) :



3




3



3


Exercise 2 After his parents the student repeats the number (3) by his finger with the virtual writing network & colour :








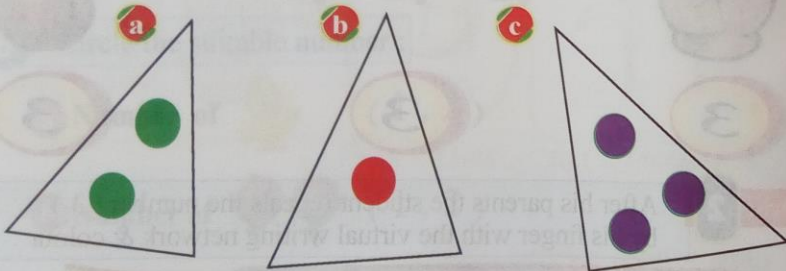
Circle



**Exercise 3** The pupil draw a circle on air then draw a circle on the paper :



**Exercise 4** Count then join :




1

3

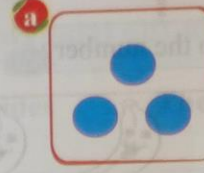
2

Self - check on lesson ( 4 , 5 )


**1** Ring the suitable number :



1 , 2



3 , 2




2 , 3

**2** Match :



1



3



2

3 Circle the number of ● on the five frame :

a 









●				
---	--	--	--	--

      b 

●	●	●		
---	---	---	--	--

( 2 , 1 , 3 )      ( 2 , 1 , 3 )

4 Colour according to the number :


3				
1				

5 Colour the number ( 3 ) :

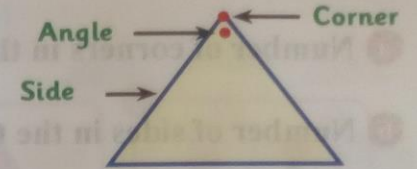
1      3      2

Activities from Math Journal

- Draw ( 3 ) circles and put one seed in each circle .



The Triangle



The triangle has 3 sides

The triangle has 3 corners

Exercise 1 After his parents the student repeats drawing a triangle by his finger on air then draw it by pencil on paper :



Exercise 2 Count then join :

a       b       c 

●	●		
---	---	--	--




1      2      3

**Exercise 3** Circle the suitable number :

**a** Number of corners in the triangle ( 1 , 2 , 3 )

**b** Number of sides in the triangle ( 1 , 2 , 3 )

**Exercise 4** Colour according to the number :

3	
2	
1	



**Exercise 5** Choose :

**a** Number of  ( 1 , 2 , 3 )

**b** Number of  ( 1 , 2 , 3 )

## Self - check on lesson ( 6 )

**1** Ring the suitable number :



2 , 3

1 , 2

2 , 3

**2** Circle according to the number :

**a**

3



**b**

1



**c**

2

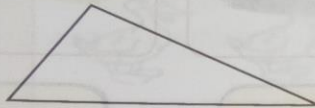


**3** Colour the number of ▲ :



1 2 3

**4** Colour the triangle with red and the circle with green :



**5** Match :

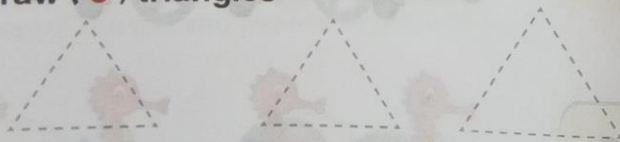
**a** Circle

**b** Triangle



**Activities from Math Journal**

- Draw ( 3 ) triangles



- Number of angles in the triangle ( 1, 2, 3 )

**Counting up to 4 - square**

**Hint**

After his parents the student repeats the name of the month ( August ) and the days of the week

**Days of a week**



**Exercise 1** After his parents the student repeats the number ( 4 ) :



4

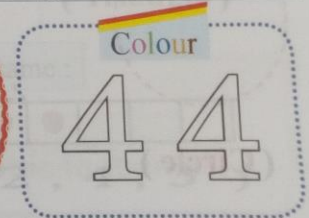
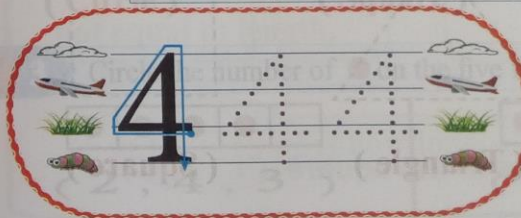


4




4

**Exercise 2** After his parents the student repeats the number ( 4 ) by his finger with the virtual writing network & colour :



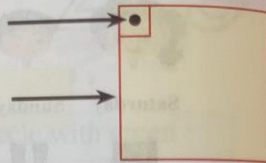


Square



Corner  
(Angle)

Side



Number of sides 4

Number of corners 4

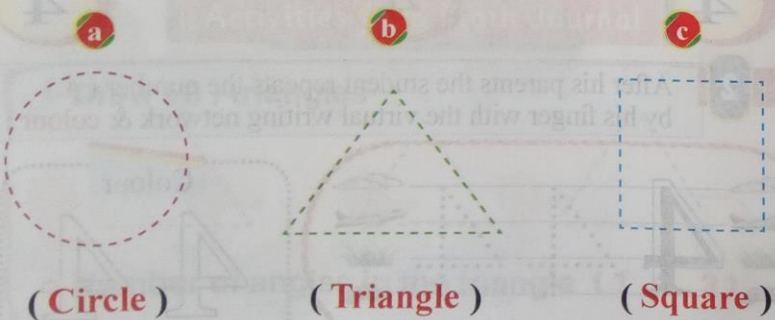
Exercise 3

After his parents the student repeats drawing a square by his finger on air then draw it by pencil on paper :



Exercise 4

After his parents the pupil repeats the name of each shape :

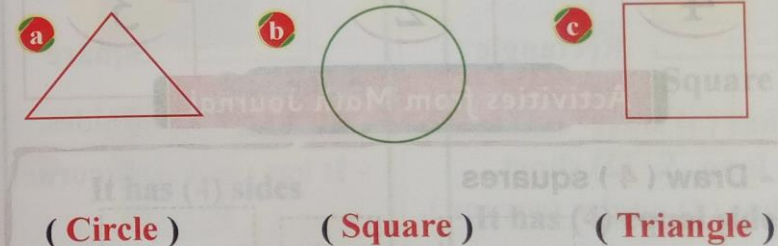


Self - check on lesson (7, 8)


1 Count and circle the suitable number :



2 Join each shape with it's name :





3 Circle the number of ● on the five frame :



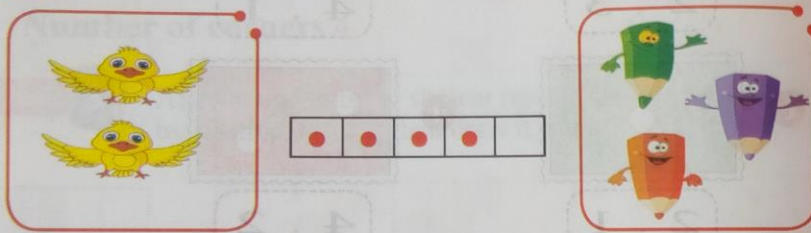
# Bakkar

4 Match :

a Number of sides  ( 1 , 3 , 4 )

b Number of angles  ( 1 , 3 , 4 )

5 Count then join :




4

2

3

## Activities from Math Journal

- Draw ( 4 ) squares



- Number of sides in the square ( 1 , 2 , 4 )

# Lesson

( 9 , 10 )

## Rectangle - Comparing lengths

### Hint

After his parents the student repeats the name of the month ( August ) and the days of the week


### Days of a week



Rectangle


Angle  
(Vertex - Corner)

Side




Number of sides 4

Number of corners 4



Rectangle

It has (4) sides  
not equal in length.



Square


It has (4) equal sides.

**Lengths** is how long something is.




Notice  
Rectangle


- This side is long
- The two side are long



- This side is short
- The two side are short



Exercise 1 After his parents the student repeats the properties of rectangle and square (one more time) :



Rectangle


- It has (4) sides
- (2) long & (2) short
- It has (4) angles (corner).



Square




- It has (4) equal sides.
- It has (4) angles (corner).

Exercise 2 Track to draw :

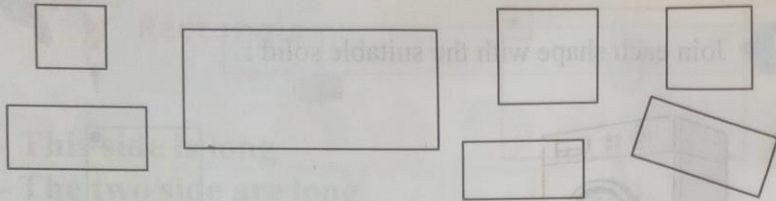


Self - check on lesson ( 9 , 10 )

1 Join each shape with the suitable solid :

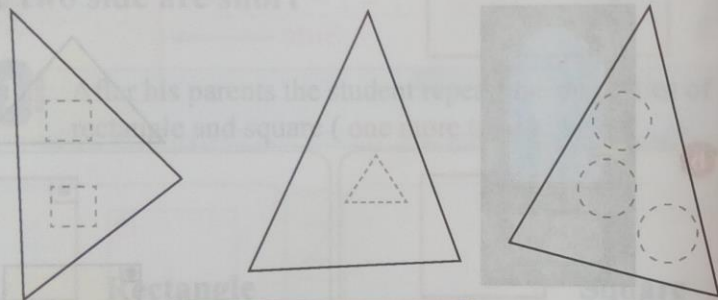


2 Colour with red ( 3 ) rectangle ,with green ( 1 ) square :




3 Track and draw :

- a 2 Square
- b 1 Triangle
- c 3 Circle



Activities from Math Journal

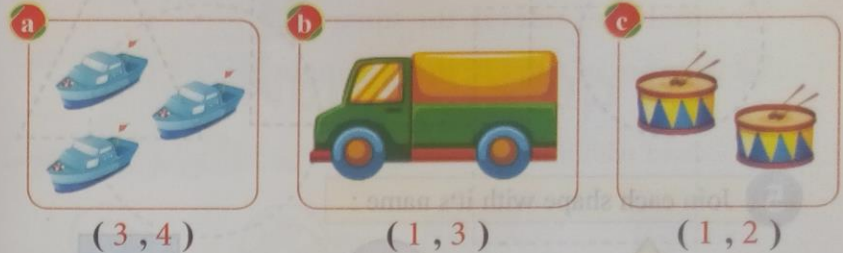
- Draw ( 2 ) rectangle



- Number of sides in the rectangle ( 2 , 4 , 3 )

Self - check 1 Chapter 1

1 Count then choose the number :




( 3 , 4 )

( 1 , 3 )

( 1 , 2 )

2 Colour the number ( 4 ) :



3 Choose :

a Number of angles in the triangle ( 1 , 2 , 3 )

b Number of angles in the rectangle ( 2 , 4 , 3 )

c Number of angles in the Square ( 2 , 4 , 3 )



4 Track :



5 Join each shape with its name :




Circle

Square

Triangle

6 Join with the suitable number :



2

4

3



1

Self - check 2 Chapter 1

1 Track and colour the circle with red :



2 Join with the suitable number :

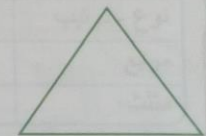




1

4

2

3 Ring the name of the shape :






( Square , Triangle )

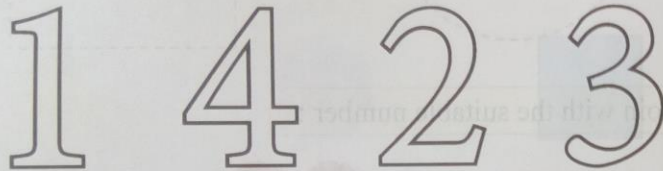
( Square , Circle )

( Triangle , Circle )

4 Circle the correct answer :

- a Number of sides in the triangle  ( 1 , 2 , 3 )
- b Number of sides in the square  ( 2 , 4 , 3 )
- c Number of sides in the rectangle  ( 2 , 4 , 3 )


5 Colour with different colours :



6 Choose the correct number :

- a  ( 2 , 4 , 3 )
- b  ( 2 , 4 , 3 )

7 Draw a rectangle with smile face inside it :



For greater exercises in skills part at the end of the book ( 158 )

# Chapter Two

## Numbers up to 7



### Key Vocabulary

Circle	دائرة	Pattern	نمط
Compare	قارن	Rectangle	مستطيل
Five	5 (خمسة)	Right	يمين
Five Frame	إطار الخمس خانات	Short	قصير
Length	الطول	Shorter	أقصر من
Left	يسار	Six	6 (ستة)
Less	أقل	Sort	نوع - ترتيب
Long	طويل	Square	مربع
Longer	أطول من	Triangle	مثلث
More	أكثر		


### Hint

After his parents the student repeats the name of the month ( September ) and the days of the week

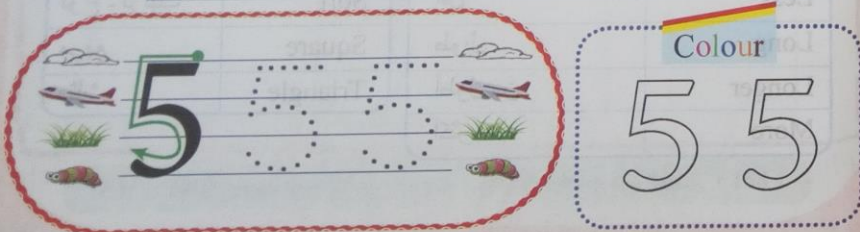
### Days of a week



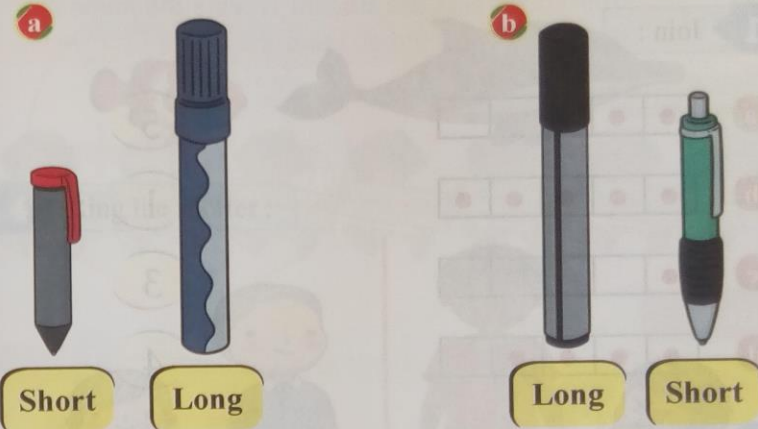
**Exercise 1** After his parents the student repeats the number ( 5 ) :



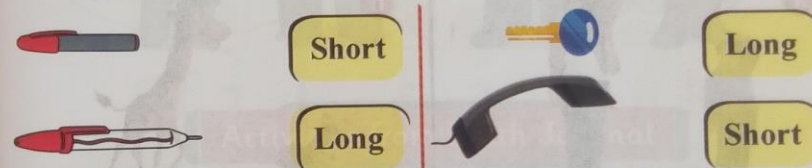
**Exercise 2** After his parents the student repeats the number ( 5 ) by his finger with the virtual writing network & colour :



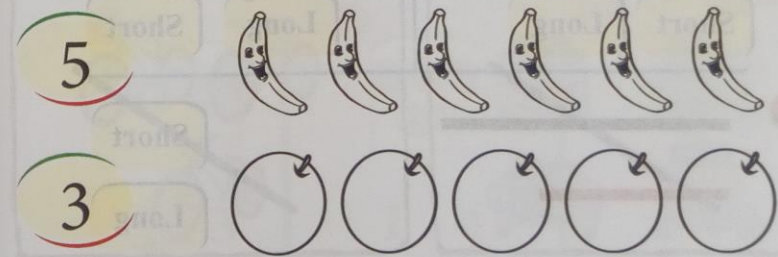
**Exercise 3** Notice the long and the short :



**Exercise 4** Join with the suitable :




**Exercise 5** Colour :



# Self - check on lesson ( 11, 12 )

1 Join :



5

1

3


4

2 Join :



Short Long

Long Short



Short

Long

3 Ring the longer :



4 Ring the shorter :



## Activities from Math Journal

Draw a line longer than the following :



Draw a line shorter than the following :



**Hint**

After his parents the student repeats the name of the month ( September ) and the days of the week

**Days of a week**



**Activity**

**Notice**



4

Number of dogs



3

Number of cats

More than



**Exercise 1**

Ring the set that has less :



**Exercise 2**

Colour the set what has the greatest :



**Exercise 3**

Count and ring the number that is 1 more :

Ex

a



4, 2

b



5, 3

c



0, 2

**Exercise 4**

Count and ring the number that is 1 less :

Ex

a



1, 3

b



1, 4


c



5, 3

# Self - check on lesson ( 13 , 14 )


1 Colour the set that has the less number :





2 Choose ( Greater than - less than ) :

a  ( Greater than - less than ) ( 3 )

 ( 4 )

b  ( Greater than - less than ) ( 2 )

 ( 1 )

c  ( Greater than - less than ) ( 4 )

 ( 5 )

3 Ring the number that 1 more :



2, 5



3, 5



4, 2

4 Ring the number that 1 less :



3, 5



1, 4



3, 1


5 Colour the card that has the greater number :

a 

b 

## Activities from Math Journal


- Draw aW long shape and another short one



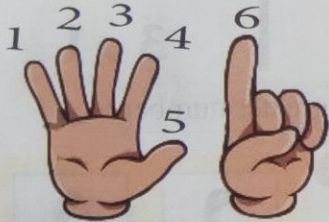
### Hint

After his parents the student repeats the name of the month ( *September* ) and the days of the week

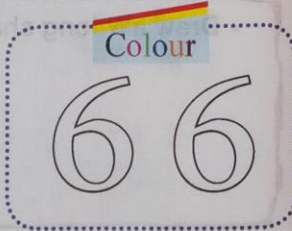

### Days of a week



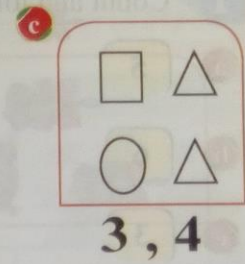
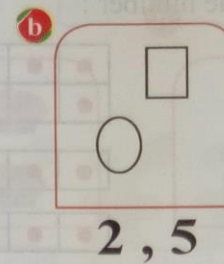
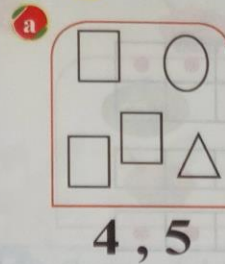
**Exercise 1** After his parents the student repeats the number ( 6 ) :



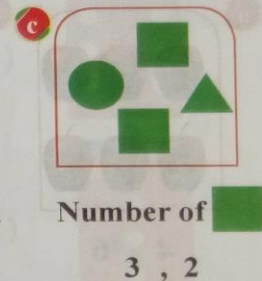

**Exercise 2** After his parents the student repeats the number ( 6 ) by his finger with the virtual writing network & colour :



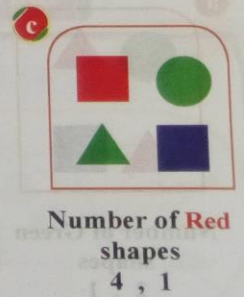
**Exercise 3** Count and choose the suitable number :



**Exercise 4** Count and choose the suitable number :



**Exercise 5** Count and choose the suitable number :




# Self - check on lesson ( 15 , 16 , 17 )

1 Count and join the number :


a 5




b 6



c 3



2 Count and choose the suitable number :



4 , 6




5 , 2




2 , 3


3 Count and choose the suitable number :



Number of Green shapes  
2 , 1




Number of Red shapes  
4 , 2



Number of Blue shapes  
3 , 2



4 Ring according to the shape :



5 Count and choose :



( Greater than - less than )




( Greater than - less than )



## Activities from Math Journal

- Ring according to the colours :





**Hint**

After his parents the student repeats the name of the month ( September ) and the days of the week

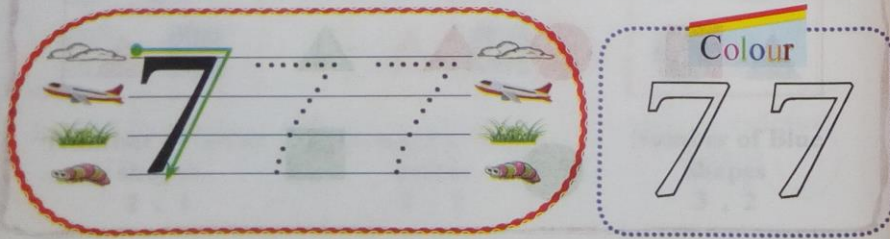
**Days of a week**



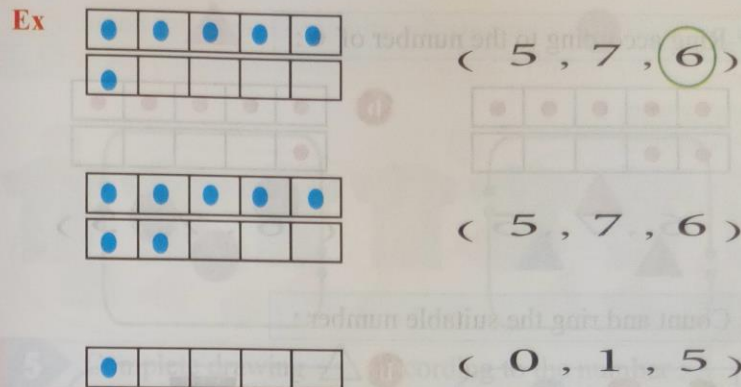
**Exercise 1** After his parents the student repeats the number ( 7 ) :



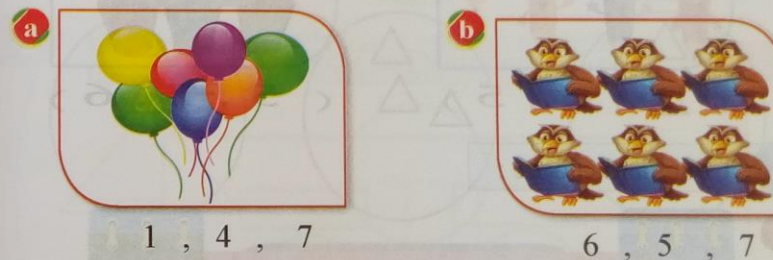
**Exercise 2** After his parents the student repeats the number ( 7 ) by his finger with the virtual writing network & colour :



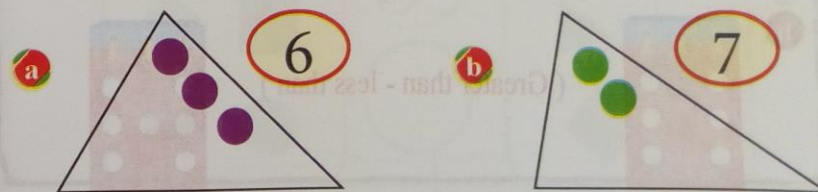
**Exercise 3** Ring according to the number of ● :



**Exercise 4** Count and ring the suitable number :



**Exercise 5** Complete the drawing according to the number :



# Self - check on lesson ( 18 , 19 )

1 Ring according to the number of ● :



( 6 , 7 , 5 )



( 6 , 7 , 5 )

2 Count and ring the suitable number :




( 7 , 6 , 5 )



( 5 , 7 , 6 )


3 Count and choose :



( Greater than - less than )

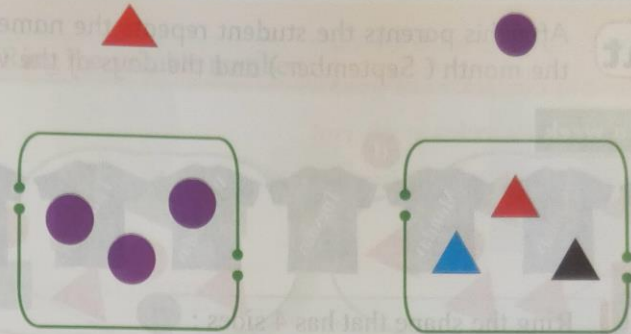


( Greater than - less than )



# Chapter 2

4 Join each shape to the suitable set :

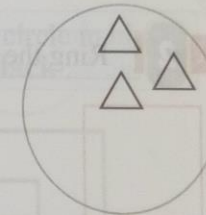
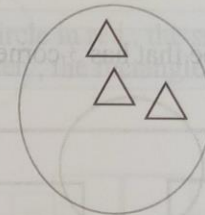
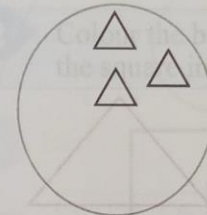


5 Complete drawing according to the number :

a 6

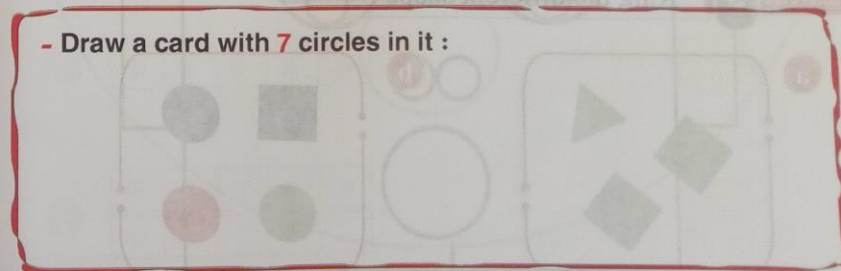
b 5

c 7



## Activities from Math Journal

- Draw a card with 7 circles in it :



Using shapes to form picture

**Hint**

After his parents the student repeats the name of the month ( *September* ) and the days of the week

Days of a week



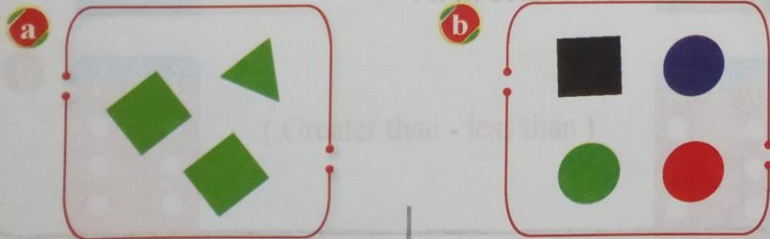
**Exercise 1** Ring the shape that has 4 sides :



**Exercise 2** Ring the shape that has 3 corners





**Exercise 3** Ring the different shape :




Self - check on lesson ( 20 )

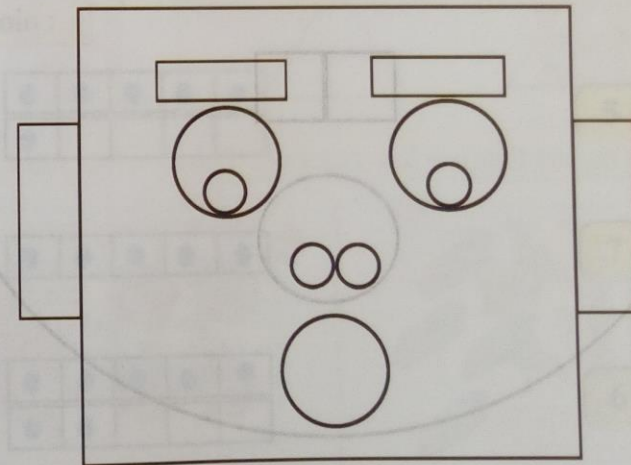
**1** Ring the suitable number :



Number of  5 , 2

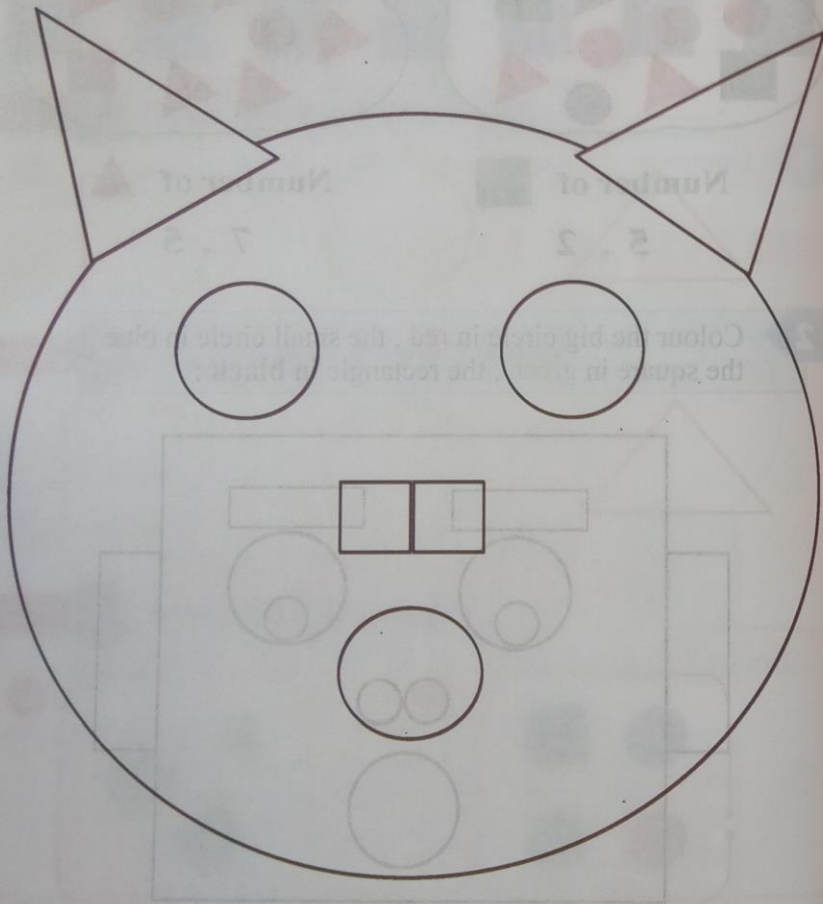
Number of  7 , 5

**2** Colour the big circle in red , the small circle in blue , the square in green , the rectangle in black :



3 Colour :

- a The triangles with black
- b The big circles with green
- c The small circles with red
- d The squares with blue



Self - check 1 Chapter 2

1 Ring the longer :





2 Count and choose :



<p>a</p>	<p>b</p>	<p>c</p>
<p>Number of red shapes 1, 4</p>	<p>Number of blue shapes 1, 2</p>	<p>Number of green shapes 3, 4</p>

3 Join :

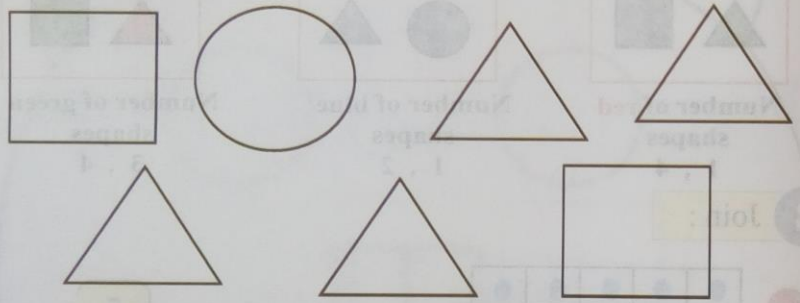
<p>a</p>	<p>5</p>
<p>b</p>	<p>7</p>
<p>c</p>	<p>6</p>

4 Count and choose :



a  ( Greater than - less than ) 



b  ( Greater than - less than ) 

5 Colour 1 square with red , 3 triangles with green :



6 Ring the set that has less number :

a  



b  



Self - check 2 Chapter 2

1 Ring the shorter :



a  b 

2 Count and choose :

a  ( Greater than - less than ) 

b  ( Greater than - less than ) 

3 Count and choose :

a  b 

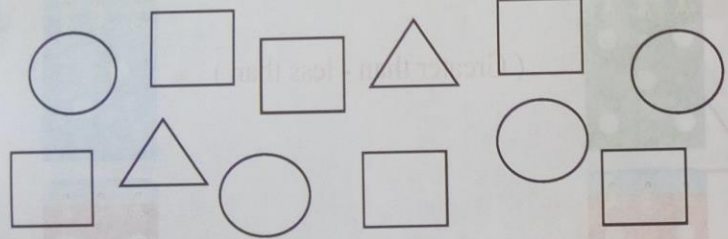
1 , 5 , 7      6 , 4 , 7

4 Join with the suitable number :



5                                  1                                  2

5 Colour 3 circles with red , 4 squares with blue :



6 Count and choose :



4 , 3 , 5                                  6 , 7 , 3

For greater exercises in skills part at the end of the book ( 158 )

# Chapter Three

## Numbers from 8 to 10



### Key Vocabulary

Circle	دائرة	Sort	نوع - ترتيب
Down	أسفل	Square	مربع
Eight	8 (ثمانية)	Ten	10 (عشرة)
Less	أقل	Triangle	مثلث
More	أكثر	Two-digit	خانتين
Nine	9 (تسعة)	Up	أعلى
One-Digit	خانة واحدة		

**Hint**

After his parents the student repeats the name of the month ( *October* ) and the days of the week

**Daily activity** From the calender

**(10) October 2020**

Sat	Sun	Mon	Tue	Wed	Thu	Fri
					1	2
3	4	5	6	7	8	9
10	11	12	13	14	15	16
17	18	19	20	21	22	23
24	25	26	27	28	29	30
31						

Today : Sunday

Month : October

Year : 2020

**Exercise 1** After his parents the student repeats the number ( 8 ) :



8

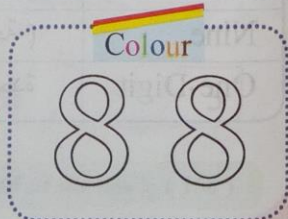



8



8

**Exercise 2** After his parents the student repeats the number ( 8 ) by his finger with the virtual writing network & colour :



**Exercise 3** Count and choose :



7 , 6




5 , 6



7 , 8


**Exercise 4** Choose :



Circle , Square




Circle , Triangle

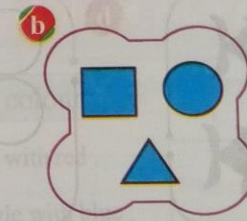


Triangle , Square

**Exercise 5** Choose :



Blue , Green



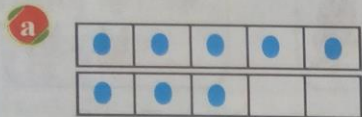
Red , Blue



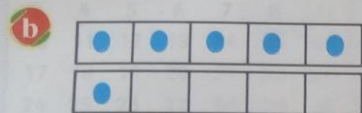
Red , Green

# Self - check on lesson ( 21 , 22 , 23 )

1 Choose the suitable number :




( 6 , 8 , 7 )




( 7 , 8 , 6 )


2 Colour the number ( 8 ) :



3 Count and choose :



6 , 7




7 , 8

4 Complete the drawing according to the number :

a 5



b 8



5 Count and choose :



( Greater than - less than )



( Greater than - less than )

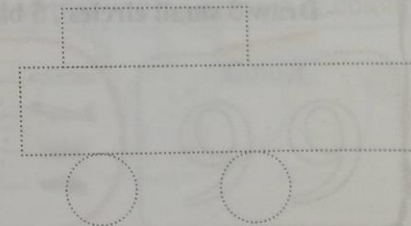


( Greater than - less than )




6 Draw a car and colour :

- colour the big rectangle with red .
- colour the small rectangle with blue .
- colour the circle with black .





7 Circle the shapes that has the same shapes :



8 Ring the shapes that has the same size :



9 Ring according to the colour :



**Activities from Math Journal**

- Draw 3 small circles , 5 big circles :

**Hint**

After his parents the student repeats the name of the month ( *October* ) and the days of the week

**Daily activity From the calender**

(10) **October 2020**

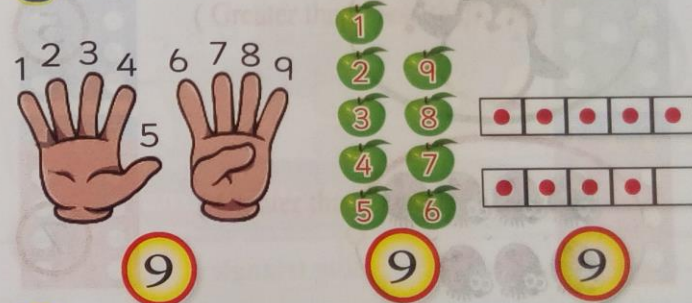
Sat	Sun	Mon	Tue	Wed	Thu	Fri
					1	2
3	4	5	6	7	8	9
10	11	12	13	14	15	16
17	18	19	20	21	22	23
24	25	26	27	28	29	30
31						

Today : Monday


Month : October

Year : 2020

Exercise 1 After his parents the student repeats the number ( 9 ) :



Exercise 2 After his parents the student repeats the number ( 9 ) by his finger with the virtual writing network & colour :




Exercise 3 Join :

a  9

b  3


c  5


d  7

e  1



Self - check on lesson ( 24 , 25 , 26 )



1 Count and choose the number :

a  ( 8 , 7 , 9 )


b  ( 7 , 8 , 9 )

2 Count and choose the suitable :

a  ( Greater than - less than ) 


b  ( Greater than - less than ) 

3 Colour the number 9 :




4 Complete the drawing according to the number :

a 7



b 9



5 Ring the biggest :



Activities from Math Journal

- Draw 5 small triangles , 4 big triangle :



Hint

After his parents the student repeats the name of the month ( October ) and the days of the week

Daily activity From the calender

(10) October 2020

Sat	Sun	Mon	Tue	Wed	Thu	Fri
					1	2
3	4	5	6	7	8	9
10	11	12	13	14	15	16
17	18	19	20	21	22	23
24	25	26	27	28	29	30
31						

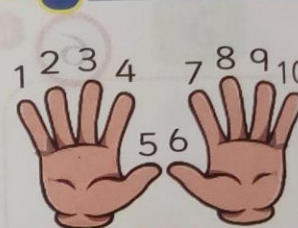
Today : Tuesday

Month : October

Year : 2020

Exercise 1

After his parents the student repeats the number ( 10 ) :




10

10




10

Exercise 2

After his parents the student repeats the number ( 10 ) by his finger with the virtual writing network & colour :



Exercise 3 Join :



Self - check on lesson ( 27 , 28 )

1 Count and choose the number :



( 8 , 7 , 9 )



( 10 , 8 , 9 )




( 8 , 7 , 6 )




( 8 , 7 , 6 )

2 Draw any shapes according to the number :

a 6



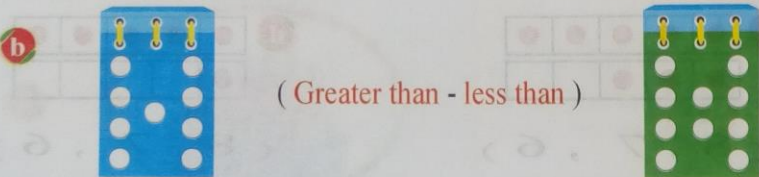
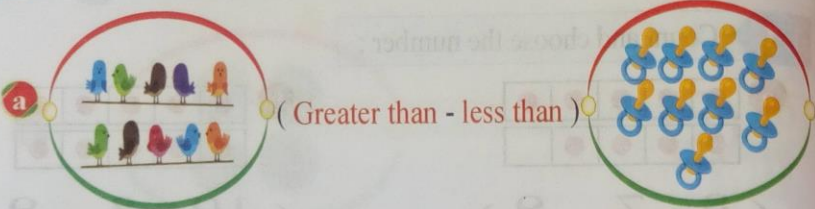
b 10



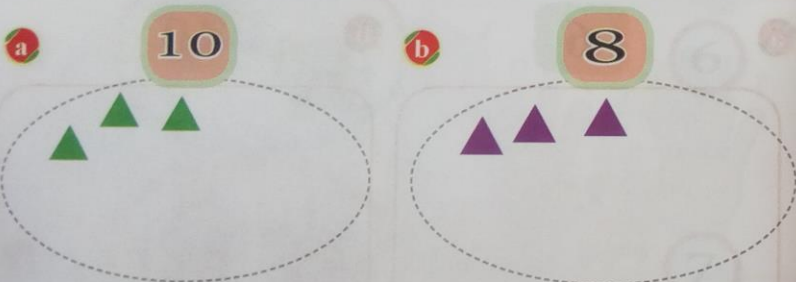
3 Colour 10 with blue , and 3 with red :

10 2 3 6

4 Choose :




5 Complete the drawing according to the number :



Activities from Math Journal

- Draw a big square and 10 small circles inside it



Hint

After his parents the student repeats the name of the month ( October ) and the days of the week

Daily activity From the calendar

(10) October 2020


Sat	Sun	Mon	Tue	Wed	Thu	Fri
				1	2	
3	4	5	6	7	8	9
10	11	12	13	14	15	16
17	18	19	20	21	22	23
24	25	26	27	28	29	30
31						

Today : Wednesday

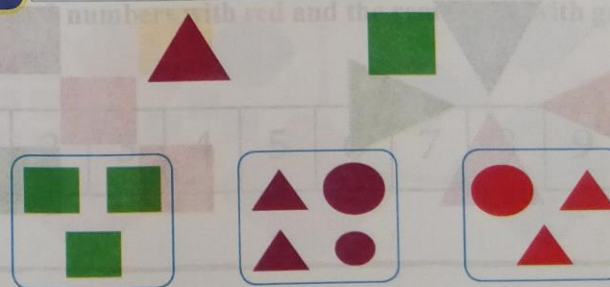
Month : October

Year : 2020

Exercise 1 Join with the suitable set :




Exercise 2 Join with the suitable set :



# Self - check on lesson ( 29 , 30 )


1 Ring the triangles that has the same size :



2 Ring according to the colour :




3 Ring the set of squares :



# Chapter 3

4 Colour the same shapes with the same colour :



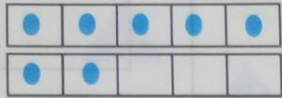
## Activities from Math Journal

- Colour 3 numbers with red and the remainder with green :

1	2	3	4	5	6	7	8	9	10
---	---	---	---	---	---	---	---	---	----

1 Ring according to the number of ● :

a



b



( 9 , 7 , 8 )

( 8 , 7 , 9 )

2 Choose :

a



Circle , Triangle

b




Square , Triangle

c



Square , Circle

3 Ring the shapes that has the same colour :



4 Join :


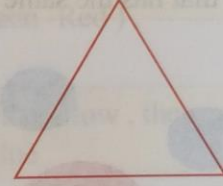


3


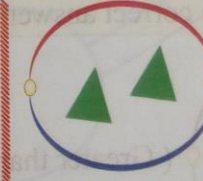
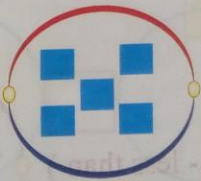

9

6

5 Colour the shape that has 4 sides :



6 Put ✓ under the group that has more :



( )

( )


( )

( )

1 Join :

6  
3  
1  
7

2 Ring the shapes that has the same size :






3 Choose the correct answer :

( Greater than - less than )

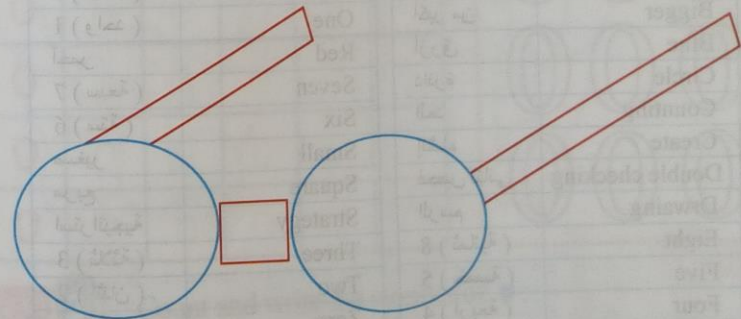
4 Ring the big :



5 Choose the colour :

- a  ( Blue - Green -Red ) .
- b  ( Blue - Green -Red ) .
- c  ( Blue - Green -Red ) .

6 Colour the circles with yellow , the squares with brown , the rectangles with blue .



For greater exercises in skills part at the end of the book ( 158 )



# Chapter Four

## Reading numbers



### Key Vocabulary

Big	كبير	Nine	( تسعة ) 9
Bigger	أكبر من	One	( واحد ) 1
Blue	أزرق	Red	أحمر
Circle	دائرة	Seven	( سبعة ) 7
Counting	العد	Six	( ستة ) 6
Create	إنشاء	Small	صغير
Double checking	فحص ثنائي	Square	مربع
Drwaing	الرسم	Strategy	استراتيجية
Eight	( ثمانية ) 8	Three	( ثلاثة ) 3
Five	( خمسة ) 5	Two	( اثنان ) 2
Four	( أربعة ) 4	Zero	( صفر ) 0
More than	أكثر من		

## Lesson

( 31 . 32 )

The numbers 0, 1

### Hint

After his parents the student repeats the name of the ( Day - Month - Year ).

### Daily activity From the calender

(11) Nov 2020

Sat	Sun	Mon	Tue	Wed	Thu	Fri
	1	2	3	4	5	6
7	8	9	10	11	12	13
14	15	16	17	18	19	20
21	22	23	24	25	26	27
28	29	30				

Today : Sunday

Month : November

Year : 2020


### Exercise 1

Notice, write and colour :



Colour

0	0	0	0	0	0
0	0	0	0	0	0
0	0	0	0	0	0
0	0	0	0	0	0



### Exercise 2

Count and write the number of ● :

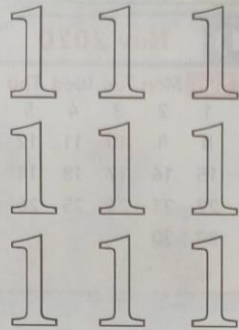
The number of ● : .....

--	--	--	--	--

**Exercise 3** Notice, write and colour :



Colour



1	1	1	1	1
1	1	1	1	1
1	1	1	1	1
1	1	1	1	1

**Exercise 4** Colour according to the number :



**Exercise 5** Count and write the number of ● :

The number of ● : .....

●				
---	--	--	--	--

## Self - check on lesson ( 31 , 32 )

**1** Read and write :

0	0	0	.....	.....	0
1	1	.....	.....	1	.....
0	.....	0	.....	.....	0
1	1	.....	.....	1	1

**2** Write the number of ● :

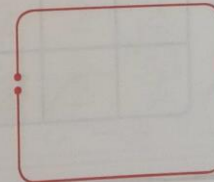
**a** The number of ● : .....

●				
---	--	--	--	--


**b** The number of ● : .....

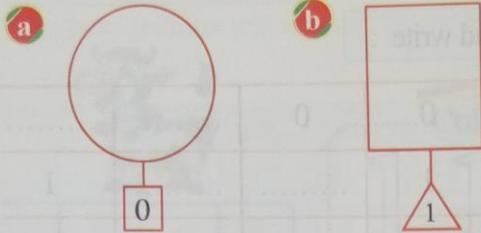
--	--	--	--	--

**3** Join :



# Bakkar

4 Draw  according to the number :




5 Choose :



## Activities from Math Journal

- Draw 1 toy and write 1



# Lesson

( 33 . 34 )

## The numbers 2, 3

### Hint

After his parents the student repeats the name of the ( Day - Month - Year ) .

### Daily activity

### From the calender

(11) Nov 2020

Sat	Sun	Mon	Tue	Wed	Thu	Fri
	1	2	3	4	5	6
7	8	9	10	11	12	13
14	15	16	17	18	19	20
21	22	23	24	25	26	27
28	29	30				

Today : Monday

Month : November

Year : 2020

### Exercise 1

Notice, write and colour :



2	2	2	2	2	2
2	2	2	2	2	2
2	2	2	2	2	2
2	2	2	2	2	2



Exercise 2 Notice, write and colour :



3

Colour


3	3	3	3	3	3
3	3	3	3	3	3
3	3	3	3	3	3
3	3	3	3	3	3



Exercise 3 Colour according to the number :


a

2



b

3



Notice:  
The parents help the pupil to discover the pattern and repeat it


Exercise 4 Notice the pattern [ big - small ] then draw 2 pattern :




Exercise 5 Notice the pattern [ red - blue ] then draw 2 pattern :



Exercise 6 Notice the pattern [ Circle - Square ] then draw 2 pattern :



Exercise 7 Notice the pattern then draw 2 pattern :




# Self - check on lesson ( 33 , 34 )

1 Read and write :

0	0	0	.....	0
1	1	.....	.....	1
2	.....	2	.....	2
3	3	.....	.....	.....

2 Write the number of ● :



- The number of ● : .....


- The number of ● : .....

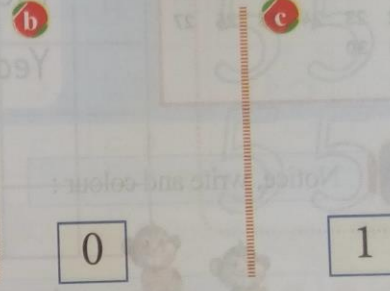
3 Join :



4 Complete 2 pattern :

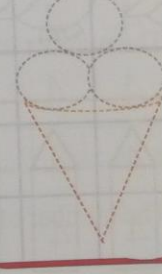


5 Draw  according to the number as ( a ) :



### Activities from Math Journal

- Draw 3  and write 3



# Lesson

( 35 . 36 )

## The numbers 4, 5

### Hint

After his parents the student repeats the name of the ( Day - Month - Year ).

### Daily activity

From the calender

(11) Nov 2020

Sat	Sun	Mon	Tue	Wed	Thu	Fri
	1	2	3	4	5	6
7	8	9	10	11	12	13
14	15	16	17	18	19	20
21	22	23	24	25	26	27
28	29	30				

Today : Tuesday

Month : November

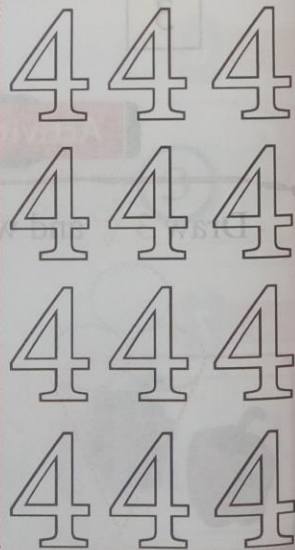
Year : 2020

### Exercise 1

Notice, write and colour :



Colour



4	4	4	4	4	4
4	4	4	4	4	4
4	4	4	4	4	4
4	4	4	4	4	4


# Chapter 4

### Exercise 2

Notice, write and colour :



Colour




5	5	5	5	5	5
5	5	5	5	5	5
5	5	5	5	5	5
5	5	5	5	5	5
5	5	5	5	5	5
5	5	5	5	5	5

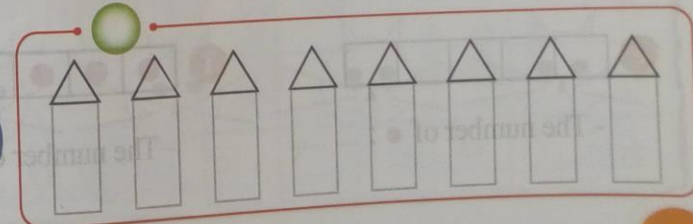
### Exercise 3

Colour according to the number :

a



b

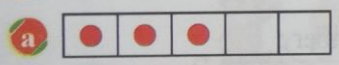


Self - check on lesson ( 35 , 36 )

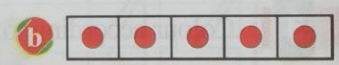
1 Read and write :

0	0	0	.....	.....	.....
1	1	.....	1	1	.....
2	.....	2	.....	.....	2
3	3	.....	.....	3	.....
4	4	.....	.....	4	.....
5	.....	5	.....	.....	5

2 Write the number of ● :



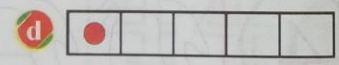
- The number of ● : .....



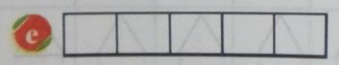
- The number of ● : .....



- The number of ● : .....



- The number of ● : .....



- The number of ● : .....



- The number of ● : .....

3 Ring the suitable number :

a



4 , 3

b



5 , 2

c



1 , 2

4 Ring according to the number :

a

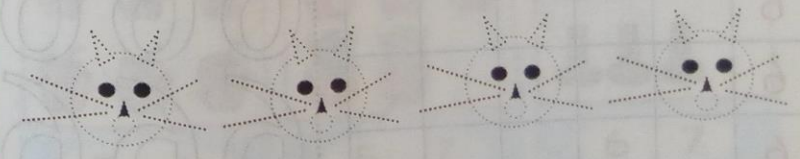


b



Activities from Math Journal

- Draw 4 faces and write the number 4



The numbers 6, 7

Hint

After ' is parents the student repeats the name of the ( Day - Month - Year ) .

Daily activity From the calender

(11) Nov 2020

Sat	Sun	Mon	Tue	Wed	Thu	Fri
	1	2	3	4	5	6
7	8	9	10	11	12	13
14	15	16	17	18	19	20
21	22	23	24	25	26	27
28	29	30				


Today : Wednesday

Month : November

Year : 2020

Exercise 1

Notice, write and colour :



6	6	6	6	6	6
6	6	6	6	6	6
6	6	6	6	6	6
6	6	6	6	6	6

Colour

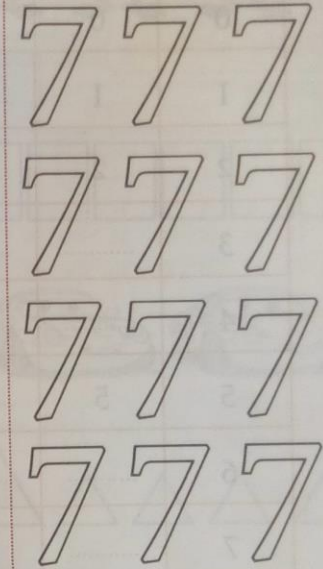


Exercise 2

Notice, write and colour :



Colour



7	7	7	7	7	7
7	7	7	7	7	7
7	7	7	7	7	7
7	7	7	7	7	7
7	7	7	7	7	7
7	7	7	7	7	7

Exercise 3

Count and choose :

**a**

5, 6

**b**

5, 7

**c**

6, 7




# Self - check on lesson ( 37 , 38 )

1 Read and write :

0	0	0	.....	.....	0
1	1	.....	.....	1	.....
2	2	.....	2	.....	.....
3	.....	.....	.....	.....	.....
4	.....	.....	.....	.....	.....
5	5	.....	.....	5	.....
6	.....	.....	.....	.....	.....
7	.....	7	.....	.....	7

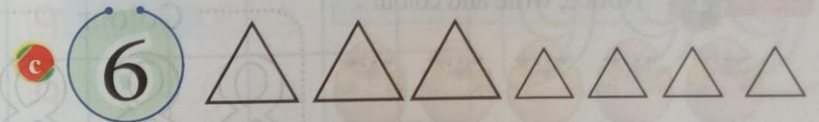
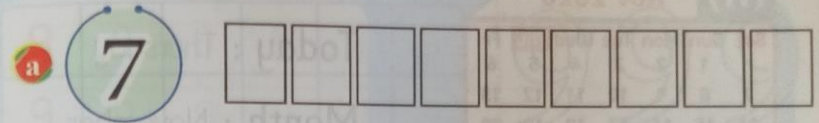
2 Count and write the number :



3 Complete the pattern :




4 Colour according to the number :



## Activities from Math Journal

- Draw 7 faces and write the number 7



The numbers 8, 9

Hint

After his parents the student repeats the name of the ( Day - Month - Year ) .

Daily activity From the calender

(11) Nov 2020

Sat	Sun	Mon	Tue	Wed	Thu	Fri
	1	2	3	4	5	6
7	8	9	10	11	12	13
14	15	16	17	18	19	20
21	22	23	24	25	26	27
28	29	30				

Today : Thursday

Month : November


Year : 2020

Exercise 1 Notice, write and colour :



8	8	8	8	8	8
8	8	8	8	8	8
8	8	8	8	8	8
8	8	8	8	8	8

Colour




Exercise 2 Notice, write and colour :




9	9	9	9	9	9
9	9	9	9	9	9
9	9	9	9	9	9
9	9	9	9	9	9
9	9	9	9	9	9
9	9	9	9	9	9

Colour



Exercise 3 Circle according to the number :



# Self-check on lesson (39, 40)

1 Read and write :




0	0	0	.....	.....	0
1	1	.....	.....	1	.....
2	.....	2	.....	.....	.....
3	3	.....	3	.....	.....
4	.....	.....	.....	4	.....
5	5	.....	.....	.....	5
6	.....	.....	.....	6	.....
7	7	.....	7	.....	.....
8	.....	8	.....	.....	.....
9	9	.....	.....	.....	.....

2 Complete :




# Chapter 4

3 Colour according to the number :



## Activities from Math Journal

- Draw 8 clouds and write 8 in the final cloud



1 Complete the drawing according to the number :

6                      5                      4

2 Circle according to the number :

a 7

b 8

3 Ring the set of triangles :

4 Count then write the number of ● :

a                      b

The number of ● : .....                      The number of ● : .....

5 Ring the shapes that has the same colour :



6 Draw two pattern :



7 Count and write the number :

a                      b

8 Draw line longer than the blue line :

1 Colour according to the number :



a  

b  

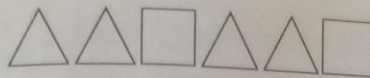
2 Read and write :


0	1	2	3	4	5	6	7	8	9
0	1	2	.....	.....	5	.....	7	8	.....
.....	1	.....	.....	.....	.....	.....	.....	.....	.....
.....	.....	3	.....	.....	6	.....	.....	.....	.....
.....	.....	2	.....	4	.....	.....	.....	.....	9
0	.....	.....	.....	5	.....	.....	.....	.....	.....
.....	.....	3	.....	.....	.....	7	.....	.....	.....
.....	1	3	.....	.....	.....	.....	.....	.....	9

3 Choose :

- a The number of angles in  ( 1 , 2 , 3 )
- b The number of angles in  ( 4 , 3 , 2 )

4 Complete the pattern :



a  .....



b  .....

5 Ring the squares that has same size :




6 Count and write the number of ● :

a  

b  

The number of ● : ..... The number of ● : .....

7 Draw pencil shorter than the green pencil and colour it :



For greater exercises in skills part at the end of the book ( 158 )

# Chapter Five

## Applications



### Key Vocabulary

Addition	الجمع
Backward	للخلف
Compare	مقارنة
Equal	يساوى
Forward	للأمام
Greater than	أكبر من
Left	يسار
Less than	أقل من
Right	يمين
Ten	10 ( عشرة )

## Lesson

( 41 . 42 )

### Writing the number 10

#### Hint

After his parents the student repeats the name of the ( Day - Month - Year ).

#### Daily activity From the calender

(11) Dec 2020						
Sat	Sun	Mon	Tue	Wed	Thu	Fri
			1	2	3	4
5	6	7	8	9	10	11
12	13	14	15	16	17	18
19	20	21	22	23	24	25
26	27	28	29	30	31	

Today : Tuesday

Month : December

Year : 2020



#### Exercise 1


Notice, write and colour :





10	10	10	10	10	10
10	10	10	10	10	10
10	10	10	10	10	10
10	10	10	10	10	10




**Exercise 2** Ahmed has 3  and 3  , How many balloons ?






Number of balloons  
.....


**Exercise 3** Hala has 3  and her father gave 2  to her , How many pencils ?






Number of Pencil  
.....


**Exercise 4** Nada bought 3  and the seller gave her  as present , what is the number of  with her ?




Number of 

**Exercise 5** Samer plant of 4  and his brather planted 4  , what is the number of all  ?



Number of 

**1** Write the number of ○ :



.....  
.....  
.....  
.....





.....  
.....  
.....  
.....



.....  
.....  
.....  
.....




2 Join :



10

1




0


3 Kamilia bought 4  and the seller gave her 1 . How many  with her ?



Number

Of 

4 Eiad sold 2  then sold 2 , what is the number of sold  ?

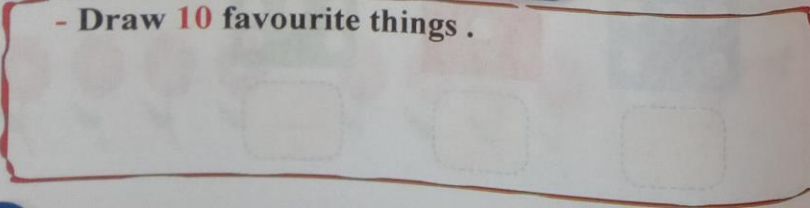


Number

Of 

## Activities from Math Journal

- Draw 10 favourite things .



## Relation between sets (equality)

**Hint**

After his parents the student repeats the name of the ( Day - Month - Year ).

**Daily activity** From the calendar

(12) Dec 2020

Sat	Sun	Mon	Tue	Wed	Thu	Fri
			1	2	3	4
5	6	7	8	9	10	11
12	13	14	15	16	17	18
19	20	21	22	23	24	25
26	27	28	29	30	31	

Today : Wednesday

Month : December

Year : 2020

**Exercise 1**

Notice, write and colour :



1

Colour

1



2

Colour

2

1	1	1	1
1	1	1	1
1	1	1	1
1	1	1	1
1	1	1	1
1	1	1	1

2	2	2	2
2	2	2	2
2	2	2	2
2	2	2	2
2	2	2	2
2	2	2	2



Equal

Number of



Equal

Number of



The parent obtain to student **equal** of pencils in both sides

Number of



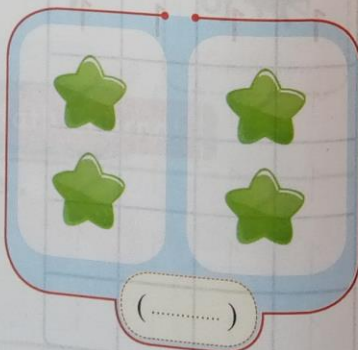

Not equal

Number of



The parent obtain to student **unequal** of pepper in both sides

Exercise 2 Put (✓) under the equal sets :

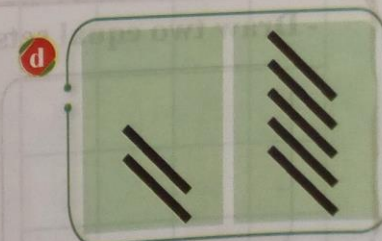
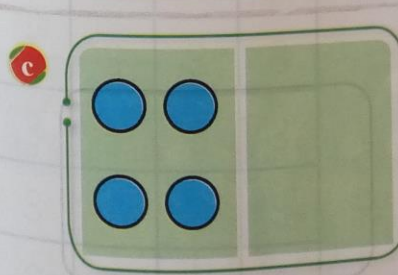




Self - check on lesson ( 43 , 44 )


1 Read and write :

1	1	1	1	1	1
1	1	1	1	1	1
2	2	2	2	2	2
2	2	2	2	2	2


2 Complete the drawing to get equal sets :



3 Join the equal sets :



4 Put (✓) under the equal sets :





( )

( )

( )

## Activities from Math Journal

- Draw two equal sets.



## Story problems

### Hint

After his parents the student repeats the name of the ( Day - Month - Year ).

### Daily activity From the calendar

(12) Dec 2020

Sat	Sun	Mon	Tue	Wed	Thu	Fri
			1	2	3	4
5	6	7	8	9	10	11
12	13	14	15	16	17	18
19	20	21	22	23	24	25
26	27	28	29	30	31	

Today : Thursday

Month : December

Year : 2020

### Exercise 1

Read write and colour :



3

Colour

3



4

Colour

4

3	3	3	3
3	3	3	3
3	3	3	3
3	3	3	3
3	3	3	3

4	4	4	4
4	4	4	4
4	4	4	4
4	4	4	4
4	4	4	4

## Exercise 2

Mazen has 3 books, he bought 4 books. How many books are there?



Number of Books

## Exercise 3


There are 2 girls, another 3 boys come, how many children?



Number of Children

## Exercise 4

Amr use 3 candles at night then use 5. How many candles did he use?



Number of

# Self - check on lesson (45, 46)

## 1 Read and write :

3	3	.....	3	3	3
3	.....	3	.....	3	.....
4	4	.....	4	.....	4
4	.....	4	.....	4	.....

## 2 Count and write the number of ○ :

a

b

c

d




e

f

3 Draw ○ according to the number :

a 

b 

4 Braa bought 3  then his father gave him 1  .  
How many  Baraa has ?



Number of    
 .....


5 I draw 2  then draw 1  . What is the number of all  :



Number of    
 .....

## Activities from Math Journal

- Draw 4 green pencils and 3 yellow pencils .  
Write the number of all pencils .



- Number of all pencils is .....

## Comparing using ( less than )

### Hint

After his parents the student repeats the name of the ( Day - Month - Year ) .

### Daily activity From the calender

(12) Dec 2020

Sat	Sun	Mon	Tue	Wed	Thu	Fri
			1	2	3	4
5	6	7	8	9	10	11
12	13	14	15	16	17	18
19	20	21	22	23	24	25
26	27	28	29	30	31	

Today : Sunday

Month : December

Year : 2020

### Exercise 1

Notice, write and colour :



 Colour 

 Colour 

5	5	5	5
5	5	5	5
5	5	5	5
5	5	5	5
5	5	5	5

6	6	6	6
6	6	6	6
6	6	6	6
6	6	6	6
6	6	6	6

Exercise 2 Notice :

Number of  **Less than**  Number of

2 **Less than**

Exercise 3 Write the numbers that less than 3 :

**Less than** 3

Exercise 4 Write the numbers that less than 8 :



**Less than** 8

## Self - check on lesson ( 47 , 48 )

1 Read and write :

5	5	5	.....	5	.....
5	.....	5	.....	5	.....
6	6	.....	6	6	.....
6	.....	6	.....	6	6

2 Read and complete :

Number of  **Less than**  Number of

**Less than**

3 Complete :


**Less than** 2

4 Complete with suitable numbers :

a



b



Activities from Math Journal

- Write numbers less than 9.



Comparing using ( more than )

Hint

After his parents the student repeats the name of the ( Day - Month - Year ).

Daily activity From the calender

(12) Dec 2020

Sat	Sun	Mon	Tue	Wed	Thu	Fri
			1	2	3	4
5	6	7	8	9	10	11
12	13	14	15	16	17	18
19	20	21	22	23	24	25
26	27	28	29	30	31	

Today : Monday

Month : December

Year : 2020



Exercise 1

Notice, write and colour :



7	7	7	7
7	7	7	7
7	7	7	7
7	7	7	7
7	7	7	7

8	8	8	8
8	8	8	8
8	8	8	8
8	8	8	8
8	8	8	8

## Exercise 2 Notice :

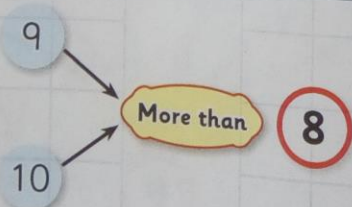
**a** Number of  **More than**  Number of

**3** **More than** **2**

**b** Number of  **More than**  Number of

**8** **More than** **7**

## Exercise 3 Notice the numbers that more than 8 :







# Self - check on lesson ( 47 , 48 )

## 1 Read and write :

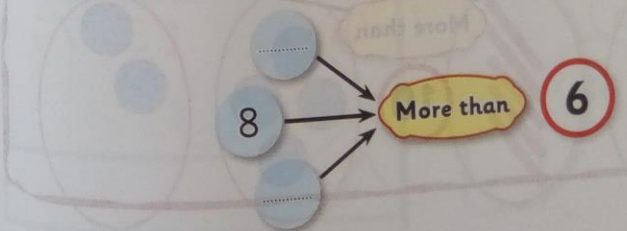
7	7	.....	.....	7	.....
7	.....	7	7	.....	7
8	.....	.....	8	8	.....
8	8	.....	8	.....	.....

## 2 Count and choose :

**a**  **b**   
 ( 3 , 5 , 0 ) ( 3 , 2 , 1 )

**c**  **d**   
 ( 1 , 5 , 4 ) ( 0 , 1 , 4 )

## 3 Complete by number more than 6 :



4 Colour the suitable :

a

3 **More than** 4  
 Less than

b

6 **More than** 5  
 Equal to

c

9 **More than** 8  
 Equal to

d

3 **Equal to** 3  
 Less than

e


1 **Equal to** 1  
 Less than

f

8 **More than** 7  
 Less than

Activities from Math Journal

Write a suitable number :

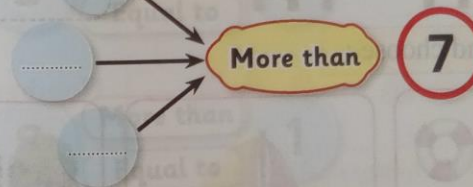


Self-check 1 Chapter 5

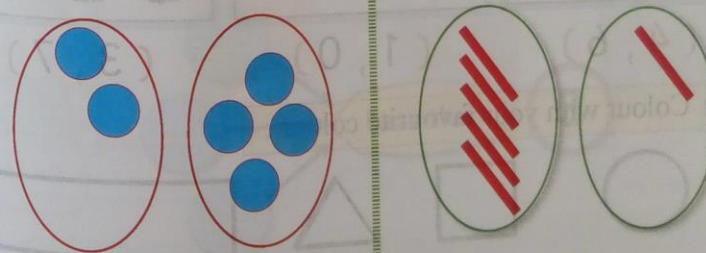
1 Read and write :

0	1	2	3	4	5	6	7	8
0	1	.....	3	4	.....	7	.....	.....
0	.....	2	.....	.....	5	6	.....	8
.....	.....	.....	.....	.....	.....	.....	.....	.....
.....	.....	.....	.....	.....	.....	.....	.....	.....

2 Complete by number more than 7 :





3 Complete the drawing to get equal sets :









4 Count and choose the suitable number :


a  Equal to  $(0, 3, 5)$

b  Less than  $(2, 0, 5)$

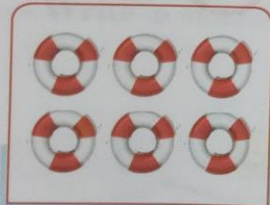
c  More than  $(7, 4, 5)$

5 Galal bought 5  then his father gave him 3  .  
What is the number of all  .



Number of 

6 Count and choose :



$(4, 6)$



$(1, 0)$



$(3, 7)$

7 Colour with your favourite colour :







## Self - check 2 Chapter 5



1 Read and write :

0	1	2	3	4	5	6	7	8
.....	1	.....	3	4	.....	.....	7	.....
.....	1	2	.....	.....	5	6	.....	8

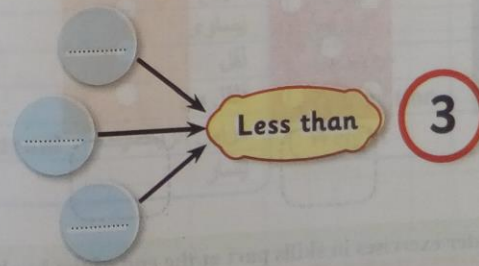
2 Colour :

a  More than   
Less than


b  More than   
Equal to

c  More than   
Equal to

3 Write the numbers that less than 3 :



4 Complete the drawing to get equal sets :




5 If you draw 5 🎉 then you draw another 3 🎉. What is the number of all 🎉 ?



Number of 🎉

6 Count and write the number of ○ :



For greater exercises in skills part at the end of the book ( 158 )

## Chapter Six

# Operations



### Key Vocabulary

Addition	الجمع	Length	طول
Balance	اتزان	Lighter	أخف من
Compare	مقارنة	Longer	أطول من
Data	تاريخ	More	أكثر
Equal	يساوى	Right	يمين
Fewer	أقل	Shorter	أقصر من
Heavier	أثقل من	Subtraction	طرح
Math Journal	كراس الرياضيات	Weight	وزن
Left	يسار		

# Lesson (51)

## Addition problems

### Hint

After his parents the student repeats the name of the ( Day - Month - Year ).

### Daily activity From the calendar

#### (1) January 2021

Sat	Sun	Mon	Tue	Wed	Thu	Fri
						1
2	3	4	5	6	7	8
9	10	11	12	13	14	15
16	17	18	19	20	21	22
23	24	25	26	27	28	29
30	31					

Today : Sunday Date : 3

Month : January


Year : 2021

Exercise 1 Notice, write and colour :





9	9	9	9	9	9
9	9	9	9	9	9
9	9	9	9	9	9
9	9	9	9	9	9

Colour





# Chapter 6

Exercise 2 Maha has 5 , Ola has 5 .  
How many birds are there ?






Number of birds  
.....


Exercise 3 Mohanned has 3  and his father gave 3  to him.  
How many pencils are there ?



Number of pencils  
.....

Exercise 4 Yousef has 2 , and Mohammed has 1 .  
What is the number of  ?



Number of   
.....

# Self - check on lesson ( 51 )

1 Read and write :

1	2	3	4	5	6	7	8	9
1	2	.....	4	.....	.....	.....	8	.....
1	.....	3	.....	.....	.....	.....	.....	.....
.....	.....	.....	.....	.....	.....	.....	.....	9

2 Count and write :



.....



.....




.....

3 Count and complete the table :



Shape	Red	Green	Yellow
Number	.....	.....	.....

4 Amal has 2 balloons and Farah has 7 balloons, then how many balloons?



Number of



.....

5 A farm has 2 horses, another 3 added, then how many horses?



Number of



.....

6 A bag has 4 tomatoes, another 1 put in it, then how many tomatoes?



Number of



.....

7 Alaa has 2 rings then she bought 1. How many rings with her?



Number of



.....

#### Hint

After his parents the student repeats the name of the ( Day - Month - Year ).

#### Daily activity From the calender

##### (1) January 2021

Sat	Sun	Mon	Tue	Wed	Thu	Fri
		4	5	6	7	8
2	3					
9	10	11	12	13	14	15
16	17	18	19	20	21	22
23	24	25	26	27	28	29
30	31					

Today : Monday Date : 4

Month : January

Year : 2021


#### Exercise 1

Notice, write and colour :



10	10	10	10	10	10
10	10	10	10	10	10
10	10	10	10	10	10
10	10	10	10	10	10

Colour



#### Exercise 2

Sameh has ( ) he ate .  
How many is remained ?



Number of



#### Exercise 3

Amr has ( ) he gave ( ) to Ali , Then how many is remained ?



Number of



#### Exercise 4

Salma has 5 , 3 are flying away .  
How many is remained ?



Number of



#### Exercise 5

Tark has 4 , he gave 1 to Nayera . How many are remained ?



Number of



# Self-check on lesson (52)

1 Read and write :

1	2	3	4	5	6	7	8	9	10

2 Count and write the number of ● :

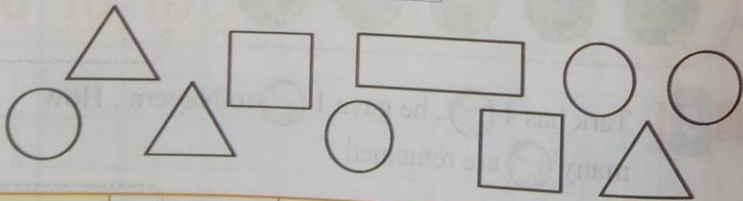
● ● ● ● ●

● ● ● ● ● ● ● ● ● ●

● ● ● ● ● ● ● ● ● ●

□ □ □ □ □ □ □ □ □ □

3 Count and complete the table :



Shape				
Number				

# Chapter 6

4 Ali has ( ) and Omar take ( ).  
How many is remained ?



Number of



5 There are 3 in a farm , 2 fly away .  
How many is remained ?



Number of



6 Jody has 6 , 4 go away ,  
What is the number of the remained ?



Number of



7 Asmaa has 7 , she ate 3 .How many are remained ?



Number of



# Lesson

(53, 54)

## Comparing lengths

### Hint

After his parents the student repeats the name of the ( Day - Month - Year ).

### Daily activity From the calender

(1) January 2021

Sat	Sun	Mor	Tue	Wed	Thu	Fri
			5	6	7	8
2	3	4				
9	10	11	12	13	14	15
16	17	18	19	20	21	22
23	24	25	26	27	28	29
30	31					

Today : Tuesday Date : 5



Month : January



Year : 2021

## Lengths

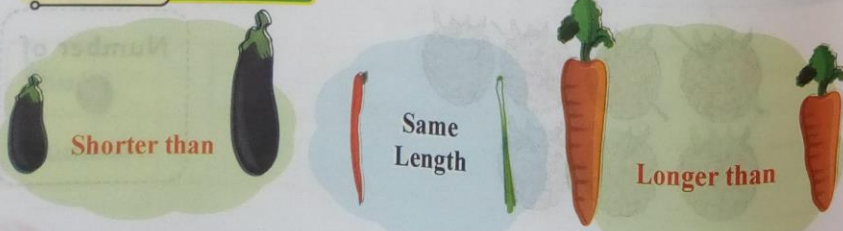
The two lines must has the same start



The length of  Shorter than The length of 

The length of  Longer than The length of 

### Activity Notice

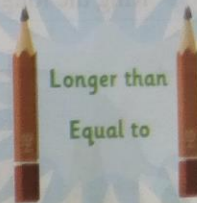


## Self - check on lesson (53, 54)




1 Read and write :

1	2	3	4	5	6	7	8	9	10

2 Ring the suitable :



3


Nabil has 4  he loss 3  , How many  remained ?



Number of



4 Colour the suitable :



The length of \_\_\_\_\_

Longer than

Shorter than

The length of \_\_\_\_\_

5 Kenzy has 3 and Hassan gave her 1 .  
How many are there with Kenzy ?



Number of



6 Ring the longer :



## Activities from Math Journal

- Join :

The Shorter

The Longer

## Comparing weight

### Hint

After his parents the student repeats the name of the ( Day - Month - Year ).

### Daily activity From the calendar

(1) January 2021

Sat	Sun	Mon	Tue	Wed	Thu	Fri
						1
2	3	4	5	6	7	8
9	10	11	12	13	14	15
16	17	18	19	20	21	22
23	24	25	26	27	28	29
30	31					

Today : Wednesday

Date : 6

Month : January

Year : 2021

Activity 1 Notice, the heavy animal :



Activity 2 Notice, the light animal :





Self - check on lesson ( 55 , 56 )

1 Read and write :

5	.....	5	.....	5	.....
6	6	.....	6	.....	.....
7	.....	7	.....	7	.....
8	.....	8	.....	8	.....

2 Circle the heavy :

a



b



3 Circle the light :


a



b



4 Colour the heavy and the light by a different colour :

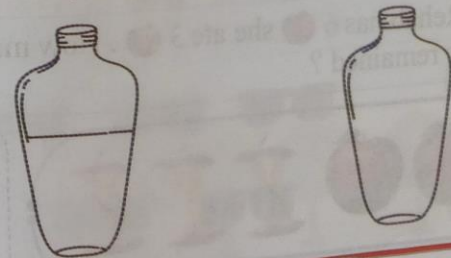


5 Ring the two animal that has the same weight :



Activities from Math Journal

- Draw 2 bottles one of them is empty and the other filled with a liquid . then ring the heaviest



### Hint

After his parents the student repeats the name of the ( Day - Month - Year ).

### Daily activity From the calendar

#### (1) January 2021

Sat	Sun	Mon	Tue	Wed	Thu	Fri
						1
2	3	4	5	6	7	8
9	10	11	12	13	14	15
16	17	18	19	20	21	22
23	24	25	26	27	28	29
30	31					

Today : Thursday Date : 7

Month : January

Year : 2021

Exercise 1 Read and write :

9	.....	9	.....	.....	9	.....
9	9	.....	9	.....	.....	.....
10	.....	10	.....	.....	10	.....
10	.....	.....	10	.....	.....	10

Exercise 2 Rehab has 6 🍎 she ate 3 🍎 . How many 🍎 is remained ?



Number of



### Exercise 3

Mona has 2 🍵 she take 3 🍵 then . How many 🍵 are with Mona ?



Number of



### Exercise 4

Hazem has 5 🍓 he gave 2 🍓 Hossam . How many 🍓 are remained ?



Number of



### Exercise 5

Nadeen has 3 🦆 , Kenzy gave her 1 🦆 . How many 🦆 with Nadeen ?



Number of



### Exercise 6

Farg has 7 🕶 , he sold 1 🕶 . How many 🕶 are remained ?






Number of



Self - check on lesson ( 57 , 58 )

1 Read and write :




0	.....	0	.....	.....	0	.....
1	1	.....	1	.....	.....	.....
2	.....	2	.....	.....	2	.....
3	.....	.....	3	.....	.....	3
4	4	.....	4	.....	.....	.....
5	.....	5	.....	.....	5	.....

2 Shadia has 4 , she gave her grandchildren 2 , What is the number of the remained  with her ?




Number of 




.....

3 Nessreen draw 3  then she draw 3 . How many  are drawn ?



Number of 




.....

4 Hady has 4 , he lost 3  from them . How many  are remained with Hady ?



Number of 




.....

5 Shadia has 2  her grandchildren gave her 2 , What is the number of  with her ? :



Number of 




.....


6 Nader bought 5  he gave 3  to his mother . How many  are remained with Nader ?




Number of 

.....

7 Plate has 8  dates , Bassant ate 5  of them . How many  are remained in the plate ?



Number of 

.....

# Lesson

( 59 , 60 )

## Writing numbers from 0 to 10

### Hint

After his parents the student repeats the name of the ( Day - Month - Year ).

### Daily activity

From the calender

#### (1) January 2021

Sat	Sun	Mon	Tue	Wed	Thu	Fri
						1
2	3	4	5	6	7	8
9	10	11	12	13	14	15
16	17	18	19	20	21	22
23	24	25	26	27	28	29
30	31					

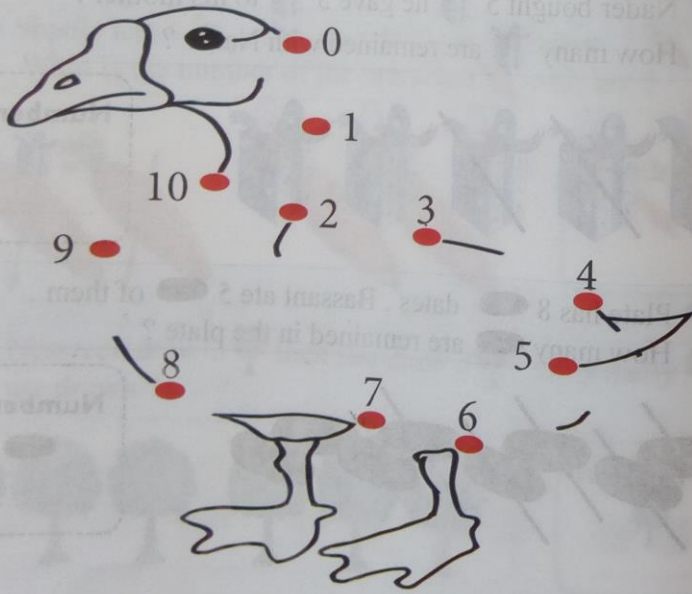
Today : Sunday Date : 10

Month : January

Year : 2021

### Activity 1

Join In order :

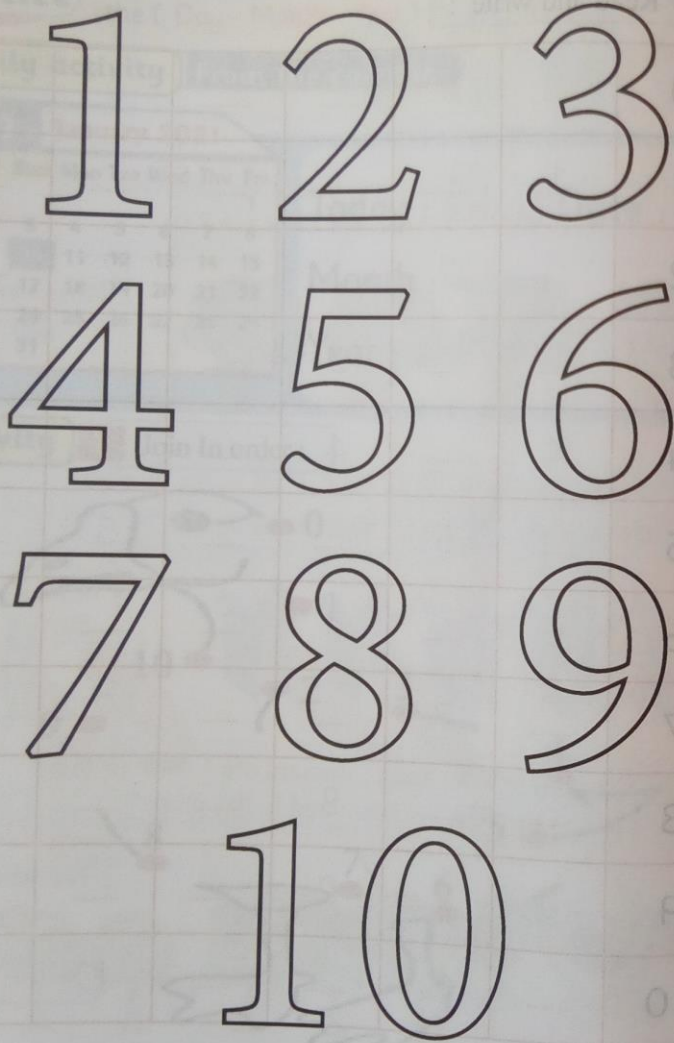


## Self - check on lesson ( 59 , 60 )

### 1 Read and write :

0	.....	0	.....	.....	.....
1	1	.....	1	.....	.....
2	.....	2	.....	.....	2
3	.....	.....	3	.....	.....
4	4	.....	4	.....	.....
5	.....	5	.....	.....	5
6	6	.....	6	.....	.....
7	.....	7	.....	.....	7
8	.....	.....	8	.....	.....
9	9	.....	9	.....	.....
10	.....	10	.....	.....	10

2 Colour the numbers with different colours :






Self - check 1 Chapter 6

1 Circle the heavier :



2 Choose the suitable word :



3 Mazen has 1 , his grandfather give him 2 .  
How many  are with Mazen ?



Number of 

.....

Self - check 2 Chapter 6

4 Read and write :




1	2	3	4	5	6	7	8	9	10

5 Colour the suitable word :


a 1 Less than 2 Equal to

5 More than 7 Less than

6 Count and write :

a  b  c 

7 Count and complete the table :



Shape	Red	Blue	Yellow
Number			

1 Ring the heavier :






2 Colour according to the number :

5	<input type="checkbox"/>	<input type="checkbox"/>	<input type="checkbox"/>	<input type="checkbox"/>	<input type="checkbox"/>	<input type="checkbox"/>	<input type="checkbox"/>	<input type="checkbox"/>	<input type="checkbox"/>
2	<input type="checkbox"/>	<input type="checkbox"/>	<input type="checkbox"/>	<input type="checkbox"/>	<input type="checkbox"/>	<input type="checkbox"/>	<input type="checkbox"/>	<input type="checkbox"/>	<input type="checkbox"/>
7	<input type="checkbox"/>	<input type="checkbox"/>	<input type="checkbox"/>	<input type="checkbox"/>	<input type="checkbox"/>	<input type="checkbox"/>	<input type="checkbox"/>	<input type="checkbox"/>	<input type="checkbox"/>

3 Colour the suitable word :

a 5 More than 3 Equal to

6 Less than 6

4 Hayat has 2  she gave 1  to Habiba . How many  remained with Hayat ?



Number of

5 Read and write :

1	2	3	4	5	6	7	8	9	10

6 Ring the suitable word :

a



Longer than



Shorter than

b



Longer than




Equal to

7 Count and join :

a



b



c



10

3

1

For greater exercises in skills part at the end of the book ( 158 )

Skill part

Skill part



Skill part

Bakkar Self-check

1

1 Read and write :

1	1	1
1	1	1
.....	.....	.....
1	1	1
.....	.....	.....
1	1	1
1	1	1
.....	.....	.....
.....	.....	.....
1	1	1
.....	.....	.....
1	1	1
.....	.....	.....
1	1	1
.....	.....	.....

2	2	2
2	2	2
.....	.....	.....
2	2	2
2	2	2
.....	.....	.....
2	2	2
2	2	2
.....	.....	.....
2	2	2
.....	.....	.....
2	2	2
.....	.....	.....
2	2	2
.....	.....	.....

2 Read and write :

3	3	3
3	3	3
.....	.....	.....
3	3	3
.....	.....	.....
3	3	3
.....	.....	.....
3	3	3
.....	.....	.....
3	3	3
.....	.....	.....
3	3	3
.....	.....	.....
3	3	3
.....	.....	.....

4	4	4
4	4	4
.....	.....	.....
4	4	4
4	4	4
.....	.....	.....
4	4	4
.....	.....	.....
4	4	4
.....	.....	.....
4	4	4
.....	.....	.....
4	4	4
.....	.....	.....



Bakkar Self-check

2

1 Read and write :

5	5	5
5	5	5
.....	.....	.....
5	5	5
.....	.....	.....
5	5	5
.....	.....	.....
5	5	5
.....	.....	.....
5	5	5
.....	.....	.....
5	5	5
.....	.....	.....
5	5	5
.....	.....	.....

6	6	6
.....	.....	.....
.....	.....	.....
6	6	6
.....	.....	.....
6	6	6
.....	.....	.....
6	6	6
.....	.....	.....
.....	.....	.....
6	6	6
.....	.....	.....
6	6	6
.....	.....	.....
.....	.....	.....

2 Read and write :

7	7	7
7	7	7
.....	.....	.....
7	7	7
.....	.....	.....
7	7	7
.....	.....	.....
7	7	7
.....	.....	.....
7	7	7
.....	.....	.....
7	7	7
.....	.....	.....
7	7	7
.....	.....	.....

8	8	8
.....	.....	.....
8	8	8
.....	.....	.....
8	8	8
.....	.....	.....
8	8	8
.....	.....	.....
8	8	8
.....	.....	.....
8	8	8
.....	.....	.....
8	8	8
.....	.....	.....

## Bakkar Self-check

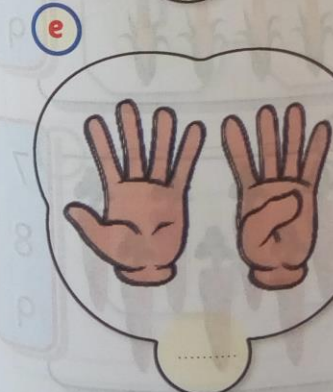
3

1 Read and write :

9	9	9
9	9	9
.....	.....	.....
.....	.....	.....
9	9	9
9	9	9
.....	.....	.....
.....	.....	.....
9	9	9
9	9	9
.....	.....	.....
9	9	9
9	9	9
.....	.....	.....
.....	.....	.....


10	10	10
10	10	10
.....	.....	.....
.....	.....	.....
10	10	10
.....	.....	.....
.....	.....	.....
10	10	10
.....	.....	.....
.....	.....	.....
10	10	10
10	10	10
.....	.....	.....
.....	.....	.....
10	10	10
10	10	10
.....	.....	.....
.....	.....	.....


2 Count and write the number :





## Bakkar Self-check 4

1 Count and ring the suitable number :


a  6  
8  
10


b  9  
7  
5

c  10  
7  
8

d  3  
2  
4

e  1  
2  
3

f  7  
8  
9

g  5  
4  
10

h  7  
8  
9

2 Write the number that 1 more :

a 9 .....

b 7 .....

c 4 .....

d 1 .....

e 2 .....

f 6 .....

g 0 .....

h 5 .....

i 8 .....


j 3 .....

Bakkar Self-check **5**

**1** Colour according to the number :


**a**

**2**




**b**

**5**




**c**

**3**




**d**

**1**



**e**

**4**

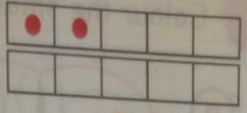


**2** Write the number of ● :

**a**



**b**



**c**



**d**



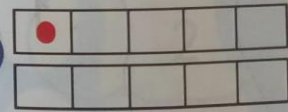
**e**



**f**



**g**




**h**



**i**



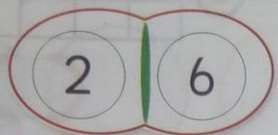

**j**

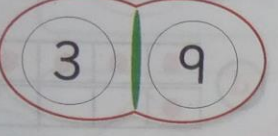




Bakkar Self-check

6

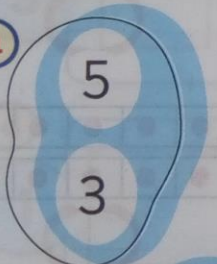
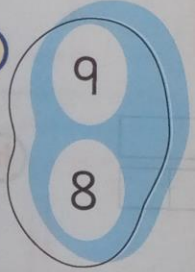

1 Colour the smaller number :

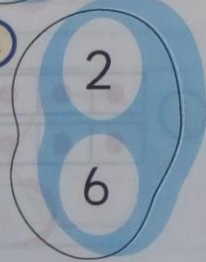
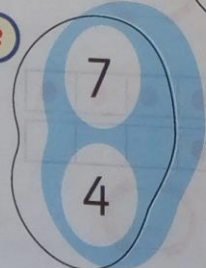
a  b 

c  d 

e 



2 Colour the greater number :



a  b  c 



d  e 

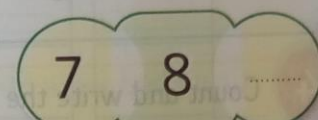
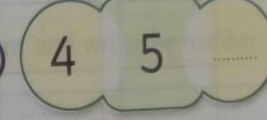
3 Complete the missing number as the example :







 a 


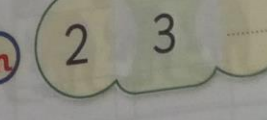
b  c 

d  e 

f  g 

h  i 

j  k 

l  m 

Bakkar Self-check

7

1 Read and write :

1	2
1	2
.....	.....
1	2
.....	.....
1	2
.....	.....
1	2
.....	.....
1	2
.....	.....
1	2
.....	.....
1	2
.....	.....

2 Circle the number 1 :

6 10 9 1  
8 1 3 7

3 Circle the number 2 :

7 2 8 2  
3 2 5 1

4 Count and write the number :



5 Count and write the number :



6 Read and write :

3	4
.....	.....
.....	.....
.....	.....
.....	.....
.....	.....
.....	.....
.....	.....
.....	.....
.....	.....
.....	.....
.....	.....
.....	.....
.....	.....
.....	.....

7 Circle the number 3 :

3	5	8	3
9	6	3	4

8 Circle the number 4 :

4	6	9	1
10	7	3	4

9 Count and write the number :



10 Count and write the number :



## Bakkar Self-check 8

1 Read and write :

5	6
5	6
.....	.....
5	6
.....	.....
5	6
.....	.....
5	6
.....	.....
5	6
.....	.....
5	6
.....	.....
5	6
.....	.....


2 Circle the number 5 :

9	3	5	7
4	2	10	5

3 Circle the number 6 :


7	6	1	3
6	9	5	10

4 Count and write the number :



.....

5 Count and write the number :



.....

6 Read and write :

7	8
7	.....
.....	8
7	.....
7	8
.....	.....
7	8
.....	.....
7	8
.....	.....
7	8
.....	.....
7	8
.....	.....


7 Circle the number 7 :

4	7	3	5
8	2	6	7

8 Circle the number 8 :


8	6	7	8
4	3	8	5

9 Count and write the number



.....

10 Count and write the number



.....

## Bakkar Self-check 9

1 Read and write :

9	10
9	10
.....	.....
9	10
.....	.....
9	10
.....	.....
9	10
.....	.....
9	10
.....	.....
9	10
.....	.....
9	10
.....	.....

2 Circle the number 9 :

5	4	9	1
3	9	10	5

3 Circle the number 10 :

10	6	10	3
9	2	5	10

4 Count and write the number :

.....

5 Count and write the number :

.....

6 Write the number that 1 less :

a b

c d

e f

g h

i j



## Bakkar Self-check 10

1 Circle the greatest number :

a 1 , 2 , 3

b 2 , 1 , 5

c 6 , 1 , 4

d 3 , 5 , 7

e 2 , 6 , 8

f 7 , 8 , 9


g 9 , 10 , 8

h 0 , 1 , 2

i 6 , 7 , 8

j 4 , 3 , 1

2 Circle the longer :



Bakkar Self-check **11**

**1** Put (✓) under the heavier :

**a**





**c**





**e**





**b**





**d**





**f**





**2** Circle the smallest number :

**a**

6 , 5 , 4

**b**

6 , 5 , 4

**c**

7 , 8 , 9

**d**

9 , 10 , 8

**e**

5 , 10 , 4

**f**

6 , 9 , 7

**g**

8 , 3 , 6

**h**

4 , 2 , 3

**i**

4 , 7 , 5

**j**

1 , 2 , 8

**k**

9 , 4 , 7

**l**

4 , 0 , 9

**m**

2 , 1 , 9

**n**

7 , 5 , 1

Bakkar Self-check 12

1 Complete in the same pattern :

a

b

c

d

e

2 Colour according to the number :

a

6

b

7

c

1

d

10

e

2


# Multidisciplinary

A vision of a multidisciplinary approach

## Discover



Join each image to suit it:



# Multidisciplinary

Join the ear to suit it :



# BAKKAR

Join the ear to suit it :



# Multidisciplinary

Join the eye to suit it:



Connect each figure with his manufactured material :



# Multidisciplinary

Put ✓ under the correct word:

Examples of living things include:

Human - Trees - Mountains - Animals - Sea



Join :

Living beings

Non-living things



Join each body part to the right image:



**Multidisciplinary**

Complete the figure :



Trees -



Enjoy with Maths

With

**BAKKAR**

Ask about ..... Kindergarten

**Term 2 - Level 1**